



THE REPUBLIC OF SLOVENIA
MINISTRY OF THE INTERIOR
POLICE

**ANNUAL REPORT ON THE WORK OF THE
POLICE
(2007)**

Ljubljana, February 2008

1	POLICE WORK IN 2007 IN BRIEF	3
2	POLICE WORK BY ACTIVITIES	5
2.1	BASIC ACTIVITIES	5
2.1.1	<i>Crime prevention, detection and investigation.....</i>	5
2.1.2	<i>Public order and overall safety of people and property</i>	8
2.1.3	<i>Road safety.....</i>	9
2.1.4	<i>Border control and implementation of regulations and aliens.....</i>	10
2.1.5	<i>Protection of certain persons and facilities</i>	11
2.2	OTHER ACTIVITIES	11
2.2.1	<i>Community-oriented police work.....</i>	11
2.2.2	<i>Operations and communications</i>	12
2.2.3	<i>Forensic examinations and technical support.....</i>	12
2.2.4	<i>Supervision</i>	13
2.2.5	<i>Analyses.....</i>	13
2.2.6	<i>Exercising of police powers and threats to police officers</i>	14
2.2.7	<i>Resolving complaints</i>	14
2.2.8	<i>Internal investigations</i>	15
2.2.9	<i>Information technology and telecommunications.....</i>	15
2.2.10	<i>Personnel and organisation</i>	16
2.2.11	<i>Education and training</i>	16
2.2.12	<i>Finance and material management</i>	17
2.2.13	<i>International cooperation</i>	18
2.2.14	<i>Public relations.....</i>	19
2.2.15	<i>Specialised units</i>	20
	SUPPLEMENT: STATISTICAL DATA	21

1 POLICE WORK IN 2007 IN BRIEF

Police work in 2007 was marked by Slovenia's adoption of the Schengen acquis as regards the surveillance of the external borders of the EU, and by preparations for the Slovenian EU Council Presidency in the first half of 2008. While preparing for the Presidency, representatives of the Police frequently met representatives of the European institutions to cooperate in defining priority objectives. Knowledge and skills needed for presiding over the working bodies of the EU Council were acquired in numerous trainings. A lot of work was put in the preparations to protect the highest national and foreign statesmen during the Presidency and to protect the Brdo Congress Centre.

Activities of the Police related to Slovenia's accession to the Schengen area were undertaken in accordance with the amended Implementation Plan for the Application of the Schengen Standards for the Surveillance of the EU External Border 2005-2007. 26 facilities were built or upgraded for the needs of police units. Besides, the police took part in the preparations of the projects for building the airport infrastructure. 323 police candidates were employed temporarily to control the state border, and a concept of implementing compensatory measures after the abolition of internal border control was prepared. A communication link between the national and the existing Schengen information system (SIS 1+) was set up, and meanwhile, the Police started with its integration into the Schengen information system of the second generation (SIS 2). After the integration into the existing Schengen information system was successfully completed, and the EU institutions estimated that Slovenia was prepared to fully adopt the Schengen acquis, Slovenia became a full member of the Schengen area on 21 December 2007. As from that day, the Schengen Border Code fully entered into force. Police officers ceased to carry out border control on the border with Austria, Italy and Hungary, and the relevant border crossing points were closed down. In order to provide a high level of security after the abolition of border control, six police stations were set up to carry out compensatory measures.

With entry into force of the Prüm Treaty enabling greater cooperation among the contracting parties in their fight against cross-border crime, terrorism and illegal migrations, the Police started to adjust to information demands for data exchange among the contracting parties.

From security and organizational point of view, the scope of police work in 2007 was enlarged due to the protection of the official ceremony to celebrate the introduction of Euro and Slovenia's accession to the Schengen area, and of numerous international meetings, visits and conferences.

On the basis of the interior minister's guidelines, the Police introduced some new methods of work. By increasing their operational activities, the Police managed to establish more effective control in the areas that are most affected by crime. An agreement was reached between the Police and the Office of the State Prosecutor General of the Republic of Slovenia on reducing administrative work when dealing with minor crimes (i.e. thefts of items of low value). Due to reduced administrative work police officers could improve the quality of dealing with minor crimes because they were able to devote more time to detecting, investigating and, by being present in assigned areas, preventing crimes. This resulted in a decreased number of criminal offences compared to the year before and in an increased share of cleared-up crimes and of crimes detected by the police. As a result of good cooperation with the State Prosecutor General, joined trainings were organized in order to improve work in preliminary proceedings.

As to the situation regarding public order in 2007, there were some public gatherings and events where it was necessary to deploy police officers in order to prevent violations of the law. However, security conditions at sports events were not satisfactory, although the police

endeavoured to improve the cooperation between sports clubs, local communities and sports fans groups, and engaged more staff and technical capacities in maintaining public order.

In accordance with the decision of the Constitutional Court of the Republic of Slovenia, at the beginning of 2007, the courts returned to the police units a larger number of bills of indictment for offences against the Public Order Act and the Manufacture and Trafficking of Illicit Drugs Act. The majority of public order violations were dealt with by the misdemeanour bodies of the Police on an expedited basis. Besides, payment orders were issued for individual violations precisely defined by law.

In 2007, a lot of new vehicles as well as technical equipment and means, including equipment for DNA examinations for a new laboratory of the Forensic Science Centre, were purchased.

2 POLICE WORK BY ACTIVITIES

2.1 BASIC ACTIVITIES

2.1.1 Crime prevention, detection and investigation

In 2007, the police forwarded criminal complaints and reports to the State Prosecutor's office to complement criminal complaints according to Paragraph 9, Article 148 of the Criminal Procedure Act because of 88,197 (90,354)¹ criminal offences that were committed in this or previous years, which is 2.4 % less than in 2006. The damage caused by the perpetrators amounted to approximately €265.6 (168.4) million. Beside that, the police forwarded reports under Paragraph 10, Article 148 of the Criminal Procedure Act for 15,799 (16,828) or 6.1% less offences where after the completed investigation there was no founded suspicion of committing an offence or there were no grounds for criminal proceedings.

The police also forwarded reports to complement criminal complaints to state prosecutors for 4,565 criminal offences from previous years, the investigation of which continued also in 2007.²

The police were more successful in discovering and investigating criminal offences than in 2006. Of all the criminal offences for which criminal complaints and reports to complement criminal complaints were filed under Paragraph 9, Article 148 of the Criminal Procedure Act (hereinafter: criminal offences dealt with), 78,337 (82,188) were reported to the police or 4.7 % less criminal offences and 9,860 (8,166) or 20.7 % more were discovered by the police. The share of the criminal offences discovered by the police increased from 9.0% to 11.2% which is a 2.2% increase. The police investigated 38,213 (36,984) or 3.3% more criminal offences, which means that the share of the cleared-up criminal offences rose by 2.4%, from 40.9% to 43.3%.³ On grounds of probable cause of criminal offences, the police filed criminal complaints and reports against 17,478 (17,765) persons. Also 241 (212) complaints were filed against legal persons.

The number of criminal offences increased the most in the Police Directorate Maribor (by 10.9%), while the number of criminal offences decreased the most in the Police Directorate Novo mesto (by 18.9%), Krško (by 14.2%) and Murska Sobota (by 9.8%).

In 2007 the police investigated 80,235 (81,883) **criminal offences**, which is 2.0% less than last year. 38.1% (35.1%) of those were cleared up.

There were 2,776 (2,717) *criminal offences against the person*, which is a 2.2% increase from last year, 90.3% (90.0%) of those were cleared up. The number of completed murders increased from 12 to 24 which is near the average of the last ten years. The investigation of five murders is still to be carried out. The police also investigated two murders, committed in the years 2005 and 2006. The number of criminal offences causing very serious or minor injuries and other criminal offences against the person rose, the number of attempted murders decreased from 64 to 23. The police investigated all attempted murders and criminal offences causing very serious injuries.

¹ In brackets are comparative data for 2006. Statistical data on criminal offences, other offences and police measures were acquired from data bases of the central police computer in the third week of January for the past year and due to that they do not include data and changes of previously recorded data for each year which were entered into the computer system at a later date.

² It deals with criminal offences which were statistically already shown in the previous years.

³ The investigated criminal offences are those when the suspect was already known at the time of reporting the crime or the police discovered him/her later.

While investigating post-war mass killings, the police filed a criminal complaint against an unknown perpetrator because of a suspicion of crime against civilian population and a report concerning a criminal offence of genocide. 6 reports dealing with findings of investigations that were launched years ago were also sent to state prosecutors.

439 (359) or 22.3% more *criminal offences against sexual inviolability* were investigated, 93.2% (91.6%) of which were cleared up. Above all, the number of criminal offences involving rapes and attempted rapes, criminal offences against sexual inviolability involving an abuse of office and official powers and sexual assault against a person younger than 15 years increased.

There were 62,606 (65,278) *criminal offences against property*, which is 4.1% fewer than last year. 25.4% (22.7%) of those were cleared up. The number of classical frauds, damage against other people's property and arsons rose, while on the other hand, the number of thefts and cases of snatching, robberies, thefts with elements of robbery, break-ins (especially break-ins into motor vehicles) and other criminal offences against property went down. The number of criminal offences of alienation and thefts of motor vehicles remained on the last year's level. According to the estimation of the police, the decrease in property offences, especially motor vehicle break-ins and the so-called street crime, and the improvement in examination of the latter is a result of stronger police fieldwork presence.

The number of **juvenile crime** rose a little. The police investigated 2,596 (2,527) offences which they suspected were committed by minors, which is 2.7% more than last year. The number mostly rose when dealing with minor or serious injuries and sexual assaults on a person younger than 15 years, the number fell when dealing with frauds, thefts, extortions and criminal offences of unjustified production and trafficking in drugs. Among all the suspects of criminal offences, 8.6% (8.7%) of them were youngsters. The police sent the State Prosecutor's office a report for 410 (519) criminal deeds committed by children of up to 14 years of age.

Among all the victims of criminal offences 2,642 (2,675) or 5.5% (5.4%) of them were children and youngsters. The police investigated 4,329 (2,999) criminal offences with elements of domestic violence, among those 552 (547) of them were victims up to 18 years of age and 2,168 (1,909) of them were persons of legal age.

The extent of the investigated **economic criminal offences** and the damage caused rose drastically compared to last year. The police investigated 7,962 (8,471) or 6.0% fewer economic criminal offences. Although the number of investigated criminal offences decreased a little, it still remained over the average of the past five years. State prosecutors received reports according to Paragraph 10, Article 148 of the Criminal Procedure Act for 1,050 (1,318) or 20.3% fewer acts, where after the completed investigation there was no reasonable suspicion of criminal offence or no grounds for criminal proceedings. Loss of property, caused by investigated economic criminal offences, was estimated to €106.8 (87.0) million, which is 22.7% more than in 2006. The police also investigated 734 criminal offences, the investigation of which began in previous years. Loss of property caused by them is estimated to €41.6 million. According to the Criminal Liability of Legal Entities Act, 699 (425) criminal offences were investigated or 64.1% more economic criminal offences, the liability for which lay also with legal persons.

Among the more severe forms of economic crime offences, the number has mostly risen when dealing with abuse of office and official powers and rights, causing bankruptcy due to misconduct in management and avoidance of payment of financial liabilities; among less severe forms are criminal offences of misappropriation at work, violation of fundamental rights of workers, usury and forgery or destruction of business documents. With the

establishment of working groups which assisted the Police Directorate Ljubljana (one of the most burdened police directorates), the police eliminated all the setbacks before the year 2005, except for 15 cases which were waiting for a response from other state authorities.

The police filed criminal complaints or reports to complement them for 19 (44) typical *criminal offences of corruption* which despite the decline still amount to a higher number than in the years 2004 and 2005. Beside that, the police sent reports for 28 corruptive acts to the State Prosecutor's office according to Paragraph 10, Article 148 of the Criminal Procedure Act. Criminal complaints or reports to complement them were filed also for 69 criminal offences from the category of economic crime which contained elements of corruption. These are criminal offences which were at first under investigation as criminal offences of corruption, but after the pre-trial criminal procedure the police filed complaints for criminal offences of abuse of office and official powers and rights and also abuse of position and rights.

In the sphere of **organised crime**, policing was aimed at detection of criminal associations which smuggled high duty goods, illegal drugs and people on the so called Balkan route. In 2007, 293 (499) or 41.3% fewer criminal offences were investigated which were a consequence of organised criminal activities. The limitation of illegal migrations caused the decline in organised crime according to estimations of the police. The biggest decrease was in the number of organised forms of criminal offences of illegal production and trafficking in firearms and explosives, thefts and prostitution abuse; the number of organised forms of criminal offences of money forgery and extortion increased. Because of criminal offences from the category of organised crime the police reported to court 193 (213) persons.

With **special forms of crime**, an increase in investigated criminal offences from the field of *computer-related offences* stands out, namely from 38 to 112, the number of investigated suspects rose from 19 to 96. The number of criminal offences of illegal access to information systems and manufacturing and producing utensils for breaking in or illegally accessing information systems largely increased.

The number of investigated criminal offences involving the *abuse of illegal drugs* went down from 1,794 to 1,612 or by 10.1%, but the intensity of police work in this area did not decrease. Some of lengthy operations against the international criminal associations which required a considerable police engagement were closed in 2007. On the basis of results of the operation against the international criminal association which was conducted by the Slovenian police, more than 100 kg of heroin was confiscated abroad (mostly in Italy and Switzerland), smuggled by Slovenian citizens from Kosovo to Western Europe. Police officers, in co-operation with customs officers at border crossings seized a smaller amount of heroin and marihuana as compared to last year and a higher amount of cocaine. 28 (19) people died due to suspected poisoning with illegal drugs.

The police investigated 129 (216) or 40.3% fewer criminal offences of *illegal production of/traffic in arms and explosives*. They also seized 27,499 (22,193) or 23.9% more pieces of weapons of various kinds. Most of the criminal offences were discovered by the police alone. Their proactive work at border crossings and within the country and systematic work-training in this area contributed to all this.

In 2007 the police investigated 195 (348) or 44.0% fewer criminal offences of *illegal border or national territory crossing* and 11 (21) criminal offences of *abuse of prostitution and trafficking in human beings*. They also investigated 31 (28) criminal offences of *smuggling*. The reason for the decline in the number of criminal offences of illegal border or national territory crossing lies in a higher quality of police work at state borders as a result of the enforcement of the Schengen control standard of state borders. Due to this, the organizers of illegal migrations took up other smuggling routes.

The police investigated 2,110 (1,823) or 15.7% more criminal offences of *money counterfeiting*. They seized 5,608 (6,987) counterfeits, 89 (2,932) of which were forgeries of Slovene tolar, 3,609 (3,646) of euros and 1,910 (209) of U.S. dollars. The euro counterfeits began to appear throughout the whole country and not only along the main roads like in the past years. Forgeries of other currencies were mostly realized at casinos.

The police investigated 3,638 (3,376) criminal offences of the *endangerment of safety*, 9 (6) criminal offences of *abduction* and 81 (71) criminal offences of *unlawful detention*. The growth of these kinds of criminal offences is by a police estimation a reflection of victims' more consistent reporting.

Work in the field of *the fight against terrorism* was directed towards the exchange of crime and intelligence data with foreign security authorities aiming to prevent and discover terrorist activities and to prevent the financing of terrorist activities. In cooperation with the Ministry of Foreign Affairs, a system of checking persons applying for entry Schengen visa was established.

2.1.2 Public order and overall safety of people and property

The police investigated 48,366 (48,676) violations of public order regulations, which is 0.6% fewer than in the previous year. There were 31,808 (331,518) or 0.9% more violations of the Protection of Public Order Act and 16,558 (17,158) or 3.5% fewer violations of other public order regulations. Among them, violations of the Aliens Act, Manufacturing and Trafficking of Drugs Act and State Border Control Act were the most common. The number of police interventions where violations were established decreased from 41,361 to 40,271. Identity of 71,957 (63,859) persons was established by the police under Article 35 of the Police Act. To prevent violence continuation or because of different reasons, 4,362 (4,499) or 3.0% fewer persons were detained.

The police devoted a lot of their attention to planning and carrying out operations and their aim was to prevent violations in public places (where they mostly occur) with their presence. Supervision of security deprived areas was increased and with this they focused on detecting violations which mostly disturb people and influence their feeling of safety. As compared with the preceding year, the police detected a lot more violations of the Registration of Residence Act and with this related begging in Slovenia's city centres. Supervision tightened when dealing with property and carrying weapons, violations at public gatherings, violations of property, abuse of illegal drugs and selling of alcoholic beverages to minors in pubs and bars.

To prevent further domestic violence, the police issued 500 (281) or 77.9% more orders concerning a restraining order prohibiting the person from approaching a particular place or person. To deal with violations of private property and domestic violence demanded a lot of knowledge and persistence when carrying out police tasks and cooperation with other competent authorities and institutions.

The police investigated 842 (695) or 21.2% more violations of the Firearms Act. Because of suspicion that some people do not satisfy the requirements for possession of firearms, they sent 98 (100) initiatives to competent Administrative Units to institute administrative proceedings for dispossession of firearms, especially hunting arms and pistols.

Mass violations of public order, where there were five or more violators involved, were most common in front of pubs and bars and at public events. When more effective assistance was needed, the special police unit very often cooperated with the police when securing and

escorting fan transports at sports events, especially at football, handball and basketball games and ski races. Police officers participated in the protection of 73 (127) protests and 13,239 (13,224) public gatherings and events.

The police dealt with offences involving excessive noise, presenting a distraction to the locals in their residential environment. The police reported such offences to the authorities responsible for issuing the relevant permits, and to inspectorates.

The police, acting alone or in co-operation with inspectors from the Internal Affairs Inspectorate of the Ministry of the Interior, supervised private security companies. Most violations were in connection with carrying official cards and uniforms, the use of physical force, informing the police units and protection of pubs contrary to the provisions of the Public Gatherings Act. The police units reported violations of employing security people without proper licence documents to perform security and performing tasks without adequate contracts to the competent administrative authorities and inspectorates.

According to regulations, the police provided assistance 406 (483) times to state authorities, companies and institutes, as well as to other organisations and individuals with public authority, in cases where the execution of their lawful duty had either been physically resisted or physical resistance was expected.

2.1.3 Road safety

In 2007 road safety decreased slightly. The police constantly adjusted their measures to road safety conditions and were trying to ensure a higher presence of police officers on roads.⁴ Police actions were proactive and planned according to seasonal events (motorcycling and tourist season, the beginning of the school year, St Martin's Day, celebrations in December). The police conducted several intensified road traffic control campaigns, focusing on the factors which had had the biggest impact on road safety according to periodic analyses. These campaigns were harmonised with the action plan adopted by the Government of the Republic of Slovenia within the national road traffic safety programme in the year 2007, some also harmonised with road traffic controls in other European countries.

The police detected 492,786 (496,560) or 0.8% less violations of the Road Transport Safety Act. 30,400 (31,569) or 3.7 % more road accidents were investigated in which 58,957 (62,403) people were involved, a 5.5 % decrease from the year 2006. 293 (262) or 11.8% more people died because of road accidents. The number of people severely injured in road accidents increased slightly, from 1,220 to 1,263 or by 3.5%, while the number of people with minor injuries fell from 14,855 to 14,774 or by 0.5%. Very often, young and inexperienced drivers were involved in road accidents. Apart from speeding, the most common cause of severe road accidents was inappropriate driving direction, disregarding the right of way and the priority rule, inappropriate overtaking, inappropriate pedestrian behaviour and inappropriate vehicle movement.

The police performed checks on drivers and vehicles for which special skills and knowledge are required (buses, driving school vehicles, taxis, cargo vehicles and vehicles for the transport of hazardous materials). The police participated in safeguarding 1,068 (1,083) irregular transports where vehicles were wider than 4 m and when traffic had to be stopped at certain points. This presented an additional burden for the police. The police also participated in the decision-making process of administrative units for issuing decisions

⁴ Road safety was also influenced by the growing number of registered motor vehicles. On 31 December 2006 there were 1,235,298 registered motor vehicles in Slovenia, on 31 December 2007 there were 1,286,903 of them which is 4.2% more.

regarding road regulations during sports events, including advance site inspections and establishing appropriate security measures.

2.1.4 Border control and implementation of regulations and aliens

The police paid a great deal of attention to discovery and prevention of illegal migrations and cross-border crime. In cooperation with the European Agency for the Management of Operational Cooperation at the External Borders (FRONTEX) and with police officers from other countries, a joint operation was carried out within the areas of the Police Directorates Koper and Postojna for preventing and discovering illegal border crossings. At border crossings with Croatia, Slovenian police together with the Croatian police officers carried out an operation to trace stolen motor vehicles and falsified documents.

In the field of legislation, the police participated in the preparation of amendments to the Aliens Act, the new National Border Control Act, the Rules on Implementation of the National Border Control Act, the Rules regarding the Signs Identifying Border Line, Border Crossing and Border Crossing Zone. They also participated in the preparation of the new International Protection Act and other legislative and implementing regulations, the provisions of which apply to the control of national border and aliens.

In 2007, 159,637,325 (153,525,601) or 4.0% more passengers crossed the national border than in the previous year. The police refused entry at border crossings to 11,770 (25,107) or 53.1% fewer foreigners for failing to meet the conditions of entry into the country. Most of the refused foreigners were citizens of Croatia, Bosnia and Herzegovina, Serbia and Macedonia.

998 (1,161) or 14.0% fewer fake or falsified documents were discovered at border crossings, most of which were driving licences, passports, border control stamps and residence and work permits. Most of the documents were Serbian, Italian, Slovenian, Bulgarian and German. Most of misused documents were discovered with citizens of Serbia and Croatia.

The police investigated 4,378 (5,650) or 22.5% fewer violations of the Aliens Act and 1,864 (1,939) or 3.9% fewer violations of the National Border Control Act. 2,479 (3,992) illegal border crossings were discovered, which is 37.9% fewer than the year before. Most of the foreigners crossing the border illegally were citizens of Serbia, Albania, Macedonia and Bosnia and Herzegovina. Most of the illegal border crossings were discovered on the border with Croatia. The police discovered most of illegal immigrants on the border or close by, while some were discovered inland. Most of them were coming from Croatia or Hungary and were heading to Italy.

In protecting the national border, the police used all forms of police work according to the assessed level of threat, even specialised police units cooperated. To provide surveillance of the national border from the air, a new helicopter was bought, specially equipped to carry out day and night surveillance.

For a more effective prevention of illegal migrations and cross-border crime at the national border with Croatia 115 different obstacles were set up, mostly gates, at cross-border roads outside the legally defined border crossings. Entitled persons (citizens of Slovenia and Croatia) received in use or joint use a key to open those gates.

The police investigated one (5) incident at the border, caused by the Croatian police officers when locating the scene of fire along the Mura river. Police officers participated in the inspection of 4 (17) similar incidents at the border. The police notified the Ministry of Foreign Affairs about all the incidents at the border and other relevant matters.

According to international agreements, the police returned 1,210 (2,013) or 39.9% fewer foreigners to foreign security authorities, 1,107 or 91.5% of those to the Croatian security authorities. According to international agreements, foreign security authorities returned 337 (608) or 44.6 % fewer foreigners to Slovenia, 158 or 46.9 % of whom were returned by the Italian security authorities.

781 (1,117) or 30.1% fewer new foreigners were accommodated in the Aliens' Centres in Veliki Otok near Postojna. Most of them came from Serbia, Albania, Bosnia and Herzegovina, Turkey and Macedonia. They were mostly sent to the Centre for failing to meet the conditions to live in Slovenia. 569 (797) foreigners were returned to their country of origin and 47 (49) foreigners were returned to the neighbouring security authorities as set forth in agreements on the return of persons. 258 (531) foreigners were accommodated in the Aliens' Centre until they were officially handed over to the neighbouring security authorities. 39 (28) foreigners left the facilities of the Aliens' Centre of their own will, i.e., 4 of them escaped, 35 never came back after being allowed to spend some time outside. 67 (160) foreigners staying in the centre applied for asylum. In co-operation with diplomatic missions and consular posts the police secured 90 (143) travel documents which enabled foreigners to be returned to their country of origin.

2.1.5 Protection of certain persons and facilities

In 2007, the police successfully protected top-level Slovenian politicians during their official and private activities in Slovenia and abroad, as well as their foreign counterparts during their visits to Slovenia. The most extensive protections of domestic and foreign representatives were at ceremonies for the introduction of the euro and entry into the Schengen area, the protection of Secretary General of the Arab League, the IV. informal meeting of foreign ministers from the Mediterranean EU Member States, meeting of the Commission for the Caucasus and the Caspian Region, a session of the Bled Forum, 7th Regional Ministerial Conference on Illegal Migration, Organized Crime, Corruption and Terrorism, 9th Ministerial Meeting of the Human Security Network.

Beside the daily protection of domestic protected persons, they were protected during their 210 (192) visits abroad. Foreign statesmen were protected during their 75 (106) official and private visits to, multilateral meetings in and transit travels through Slovenia. The police further protected foreign diplomats on 17 (30) occasions when they presented credentials. Under Article 13 of the Regulation on protecting of specific persons, bodies, facilities and vicinity of facilities, used by state agencies, the police also protected the state prosecutor.

2.2 OTHER ACTIVITIES

2.2.1 Community-oriented police work

In 2007 the police continued with the following projects: "School Violence", "Safe Journey to School and Back", "Don't Forget About Security", "Jaka, the teddy bear", "Police for Children" and "Dare to Speak".

At public events, round tables and through the media, the police representatives informed the public about various forms of crime and possibilities for crime prevention. At round tables in Nova Gorica, Koper, Maribor, Kočevje, Podčetrtek, Kozina, Ilirska Bistrica, Brežice, Krško, Središče ob Dravi and Prevalje, they informed the public about the effects of the

establishment of the Schengen border and its supervision on local traffic at border crossings and the life of people next to the border.

In the field of public order, prevention activities were focused in particular on the prevention of public order violations at public events, especially sports events. Safety at protests, in the mountains and on ski slopes was also given a lot of attention, as was environmental protection. Prevention activities in road traffic mainly supplemented the intensified road traffic controls. Pursuant to the term plan for greater safety of road transport, the police and the Ministry of Transport together carried out prevention activities: "Safety belt – a bond with life", "Safety of drivers on bicycles and motorbikes", "Speed – slower is safer", "Be careful" and "Alcohol".

2.2.2 Operations and communications

The police received 700,351 (816,513) 113 calls, which is 14.2% less than in 2006. Of these, 202,671 (201,243) were intervention calls, i.e., calls requiring the arrival of police to the scene – a 0.7% increase. Intervention calls represented 28.9% (24.7%) of all 113 calls.

Following intervention calls, 204,880 (196,949) police patrols were referred to the scene. Their average response time (i.e., time between the 113 call and their arrival to the scene) was 20 minutes and 41 seconds (21 minutes 58 seconds) for all intervention calls, and 12 minutes and 22 seconds (13 minutes 22 seconds) for emergency calls only.

Depending on the incident type, the police notified other institutions and organisations in 98,581 (85,988) cases. The police received 564 (555) calls to the anonymous 080-1200 number from citizens willing to help them to detect criminal offences and identify offenders (up by 1.6%). The majority of information was related to illegal drug trafficking and use and property offences.

2.2.3 Forensic examinations and technical support

The most important task in forensic examinations was the preparation of quality assurance programmes and acquiring accreditation for the ISO/IEC 17025 and 17020 standards which was performed according to plans. The police asked the Slovenian accreditation agency to acquire accreditation of the first investigation methods (fingerprint development, investigations of drug samples, investigations of signature and handwriting). In the second half of 2007, a new DNA research laboratory began to operate, equipped with modern instrumental techniques and 8 new employees and already by the end of the year this began to reflect itself in reducing the number of DNA examination backlogs and with the increased number of entered DNA offenders' profiles in DNA records.

The number of requests for forensic examinations and/or expert opinions rose from 6,087 to 7,879 or by 29.4%, which is merely a consequence of a higher number of requests for examinations of suspicious Euro banknotes and coins, namely it rose from 1,175 to 2,673 or by 127.5%. The number of researches of toolmarks, drug samples, biological traces and ridge lines (fingerprints) increased. The number of requests for identity verifications decreased from 1,703 to 1,528 or by 10.3%.

Based on DNA examinations, 480 (551) offenders were identified, 156 (144) of which were previously unknown to the authorities and were identified only by profiling of DNA records. On 31 December 2007, the records comprised 16,160 DNA profiles of offenders and biological traces of human origin. With the help of Automated Fingerprint Identification

System (AFIS), 111 (88) offenders were identified. By the end of 2007, 111,607 offenders' fingerprints were collected in this system.

Experts from the Forensic Science Centre were involved in 36 (20) visits to crime scenes or scenes of other events and provided expert testimony in courts 39 (24) times. Technicians of the Centre were involved in 3,867 (4,129) visits to crime scenes or scenes of other events. They wrote 1,288 (1,179) expert opinions, they took 2,976 (3,291) fingerprints and 1,809 (1,977) mucous swabs.

To find and document traces of criminal offences from the area of computer and other crime, 551 (259) pieces of confiscated computer equipment were forensically examined, which is 112,7% more than in the previous year.

2.2.4 Supervision

In accordance with the rules regarding supervision in the police force, authorised employees of the General Police Directorate carried out 25 (49) **supervisions of workers**, namely in the fields of road safety, organization matters, discovering and investigating crime, finance and material management and operational information. Authorised employees of police directorates carried out 166 (130) supervisions of workers, mainly in the field of border control, organization matters and finance and material management. These supervisions revealed that police officers mainly did border control work in accordance with professional regulations and guidelines. If irregularities and shortcomings were discovered, Director General of the Police and Directors of Police Directorates ordered adequate measures for their annulment.

There were also 331 (276) general, expert or repeat **supervisions of organisational units**. Internal organisational units of the General Police Directorate carried out 2 (2) general supervisions of the work, whilst police directorates carried out 18 (23) general supervisions of the work of police stations. There were 280 (227) expert supervisions, of which 37 (52) were carried out by internal organisational units of the General Police Directorate and 243 (175) by police directorates, and which involved 88 (88) police stations, 13 (8) internal organisational units of the police directorate, 10 (11) police directorates and 6 (6) internal organisational units of the General Police Directorate as subjects of supervision. There were 31 (24) repeated supervisions, 7 (4) were carried out by internal organisational units of the General Police Directorate and 24 (20) by police directorates. Except for several deviations from rules and procedures, no major shortcomings or irregularities were discovered.

2.2.5 Analyses

Operational analyses in the field of general and organized crime were an integral part of analysing individual offences, and contributed a great deal to the success of their investigations of individual cases. Analyses of information on organised crime helped domestic and foreign security officers in their joint efforts to break up international crime groups. Analysis was prepared on police work effectiveness at areas of high security risk and a contribution for the Europol's report on organised crime (OCTA). A project which enables usage of the Europol Information System to all the criminal and analytical units was carried out.

Several analyses were made in the field of public order, road safety, state border control and preventive activities in order to support management. The police prepared periodic risk

analyses in the field of organised cross-border crime and illegal migrations; they also set up risk analysis on consequences of border control abolition at internal borders.

2.2.6 Exercising of police powers and threats to police officers

Special attention was given to the legal and professional use of instruments of restraint and elimination of work irregularities. In order to eliminate irregularities, real-life examples of good practice and illustrative examples were selected, examples of the use of physical force, examples of instruments of constraint, examples of the means for halting vehicles by force and the use of gas spray.

The police detained 7,561 (8,025) persons (down by 5.8%) because they had committed a criminal offence or to be prevented from continuing their offending behaviour or for other reasons.

In 2007, they used 9,050 (7,964) coercive instruments against 5,008 (4,632) persons in 4,512 (3,884) cases. In the majority of cases they used the least forceful instruments, i.e., restraints and physical force, which shows that in exercising their powers, police officers complied with the step-by-step and proportionality principle. Firearms were used twice (once) and 8 times (3 times) to fire warning shots. The use of coercive instruments caused minor injury in 63 (65) offenders, severe injury in 2 (2) and one (0) person died. 93 (89) officers suffered minor and 2 (1) severe injuries.

There were 208 (208) offences relating to preventing police officers from exercising their lawful duty or attacking officials exercising their security-related duties and there were 305 (306) attacks on police officers. The number of recorded threats to police officers rose from 48 to 78. There were 66 (38) cases of minor threats, 7 (4) severe threats and 5 (6) extremely severe threats.

2.2.7 Resolving complaints

In 2007, 675 (660)⁵ complaints were filed against police officers (up by 2.3%), of which 587 (579) were resolved (down by 1.4%). Of the 306 (351) complaints considered by heads of relevant organisational units, 199 (215) were resolved and 107 (136) were not. In 274 (309) cases, they decided that the police officers acted in accordance with regulations and in 26 (30) cases - 8.7% (8.8%) - that they did not. They rejected 31 (44) complaints that were incomplete or failed to make a statement, and terminated the procedure early in 179 (122) cases. The complaints senate of the Ministry of the Interior considered 178 (198) complaints, of which 107 (136) were complaints not resolved by heads of organisational units, and 71 (62) were complaints indicating that an ex-officio prosecutable criminal offence might have been committed. According to the complaints senate, 33 (21) or 19.6% (10.8%) of the complaints were found to be substantiated.

Citizens mostly complained about the work of police officers in the field of road safety. In complaints considered by heads of organisational units, there were 765 (831) reasons for complaint, of which it was judged in 83 (66) or 8.4% cases that the officers' actions were not in accordance with regulations. In complaints considered by the complaints senate, there were 561 (544) reasons for complaint, of which 95 (62) or 17.6% (11.5%) were found to be

⁵ In 2007, 94 complaints were resolved which were filed in 2006. The head of the organisational unit resolved 33 complaints, one of which was estimated that the police officer did not act in accordance with regulations. At sessions of the complaints senate of the Ministry of the Interior, 45 complaints were considered, 7 of which were found to be substantiated.

substantiated. The police officers were accused of lacking expert knowledge, being incorrect, having unprofessional approach to the procedure and not being able to establish actual conditions. Complaint reasons were mainly related to public road traffic controls, visits to the scene of accidents, interventions and the gathering of information.

2.2.8 Internal investigations

Putting into force law amendment of the State Prosecutor Act, on 1 November 2007 investigation of criminal offences suspected to be committed by an official employed in the police, were taken over by a specialised organization unit in the group of state prosecutors for prosecution of organised crime of the Office of the State Prosecutors General of the Republic of Slovenia. The police assigned 76 criminal offences to this unit which has the subject matter and territorial jurisdiction for prosecution of all criminal offences committed by officials in the Police.

Within 10 months of the year 2007, 466⁶ police employees were in the pre-trial criminal procedure because they were suspected of having committed 328 criminal offences. Criminal complaints or reports were filed against 56 employees in connection with 60 criminal offences according to Paragraph 9, Article 148 of the Criminal Procedure Act. For 268 criminal offences allegedly committed by 410 police employees, the gathered information showed that there was no basis for a criminal complaint to be filed, so reports under Paragraph 10, Article 148 of the Criminal Procedure Act were submitted to the public prosecutor's offices. Due to suspicion of a criminal offence, 10 (8) employees were issued a written warning before notice, 6 (10) employees were given notice, one (0) regularly ended employment relationship.

2.2.9 Information technology and telecommunications

Activities in this field were focused on projects and tasks connected with Slovenia's integration into the Schengen information system, assurance and renovation of existing solutions and implementation of new solutions.

System and application environment were established for integration into the Schengen Information System (SIS I+) which has been in use by the police since 1 September 2007, some smaller changes were introduced on the basis of recommendations, given at the time of evaluation of Slovenia's preparedness for integration into the SIS I+. Two applications were made for the exchange of national data which are not included in the SIS (SIRENE) and for issuing of Schengen visas which have already been in use. Web services were introduced to enable access of other ministries to the data in the SIS. A temporary application interface was installed in order to have access to the second generation of the Schengen Information System (SIS II). The new application of police station information system and the web operative database (FIO) are beginning to be used by all police directorates. A new version of police e-mail was introduced. Local computer networks were upgraded at 47 locations and LAN (local area network) switches were uniformed in all units. Operating system and system software of the central computer were changed and the supporting computer centre began to operate.

The setting up of the TETRA digital radio system continued at Koper, Ljubljana, Postojna and Kranj police directorates and at some other areas along the state border with Croatia. The implementation of the dispatch service continued and of the automatic vehicle positioning. The project of renovation of the fixed telephone network at all police units at state and

⁶ Data is not comparable to the 2006 data.

regional level was completed. The bandwidth from police fixed telephone network to public mobile network increased which will reduce the communication expenses. At police units along the state border with Croatia, connectors to establish virtual private network were installed which enable the introduction of new ITSP (Internet Telephone Service Provider) services. A contract was signed with information service provider T2 on establishing redundant network connections ITSP. Police facilities were equipped with technical security systems, financed from the Schengen funds. The police introduced a system for drive control at intersections with traffic lights and a system for automatic number plate recognition and they set up stationary housings for motorway speed-trap devices. They prepared groundwork for accreditation of laboratories for speed-trap devices and breath analysers and they renewed the police training programme for the usage of breath analysers.

Security checks of licensing procedures for issuing security permits were done and trainings for processing and protection of classified information were carried out. On the basis of previous supervisions, security permissions were issued to organisations which operate with the police. Restricted areas were established in three organisational units of the General Police Directorate. New hardware was purchased to establish information system for classified information processing. Changes in the field of protection of classified information were a result of implementing provisions of the Schengen Convention on information protection and amendments of the Rules on keeping the police records. There were also amendments to the Rules on keeping the police communication data and on access to police data bases and to Instructions on the use of video surveillance systems for protection of the police facilities.

2.2.10 Personnel and organisation

Also in 2007, the police followed the policy of rational employment, and because of that there were 154 public officers less employed than allowed by the government personnel plan. In comparison with the previous year, the difference between the permitted and the actual number of employees decreased because the police hired 323 candidates to become police officers for national border control. In 2007, 343 police officers were relocated to police units at the national border with Croatia, further 161 police officers were sent to Police Stations for Compensatory Measures with which all the personnel requirements were fulfilled for the complete enforcement of the *acquis communautaire*.

As of 31 December 2007, the police had 10,412 (on 31 December 2006 there were 10,406) posts classified, of which 9,490 (9,390 in 2006) were occupied. 400 (415) employees left the police, mostly due to retirement.

In 2007, two significant amendments to the Act on internal organisation, systematisation, posts and titles in the police were adopted. The first one referred to reorganisation of the Special unit, the second one referred to rearrangement of police officers' posts of national border control according to the Schengen realization plan.

In the field of occupational health and safety, first aid kits in organisational units of the police and the Ministry were typified and systematised. According to the main fire regulations, a large number of fire regulations for individual police facilities were issued.

2.2.11 Education and training

In the academic year 2007/2008, there were 32 students enrolled in the first year of the Higher Police School of the Police Academy, of which 4 were sent by the Slovenian Army pursuant to an agreement on cooperation between the Slovenian army and the Police in the

field of education. The second group of candidates to participate in the training programme for the control of the external EU border comprised 176 candidates, in December 2007 the third group of 147 candidates began their training.

The emphasis of training police employees was on skills needed for carrying out general and specific police tasks, such as road safety and safe driving, as well as on knowing legal regulations and the *acquis communautaire*. Police employees were also trained to investigate economic and organised crime, work in multiethnic communities, protect persons and facilities, improve communication in police procedures; they were trained in crisis communication and public appearances, and processing, protection and transmission of classified data. The examination programmes for criminal and technical investigation, work of special police units, information science and safety and health at work were modernised. 12 (15) new training programmes were designed.

There were 28,707 (22,187) persons involved in these programmes, of which 27,977 (21,550) were police employees while 626 (538) and 104 (69) were external participants from Slovenia and abroad respectively.

There were also 962 (878) police employees who attended 150 (268) different courses run by various external domestic institutions. The majority participated in courses of foreign languages, leadership, mentorship, work organisation, financial operations, and document handling. They attended courses offered by other institutions as well, e.g., in crime investigation, road safety, law and information technology.

There were also 68 (97) police employees who attended courses run by various foreign institutions. These courses covered border control, techniques used by criminal investigators and in the field of IT and telecommunications, use and technology of firearms, safety studies, training of multipliers and instructors, and foreign language courses. A one-week seminar on prevention of organised international crime was organised in Slovenia, which was attended by 24 high-ranking police officials from 12 countries, and the Central European Police Academy held a seminar on crimes at border crossings, which was attended by participants from 8 countries.

2.2.12 Finance and material management

With the adopted state budget for 2007, € 346.1 million were allocated to the police, of which € 284.5 million were budgetary funds and € 61.6 million were earmarked funds. The valid police budget as of 31 December 2007 totalled € 351.7 million, of which € 286.8 million were budgetary funds and € 64.9 earmarked funds.

The actual expenditure was 98.8 % (89.1%) of the police budget funds, 99.3% (99.7%) of which were budgetary and 96.4% (47.7%) earmarked funds. Salaries accounted for 62.4% (72.4%) of the total expenditure, costs of material for 14.4% (15.1%), and capital investment for 23.2% (12.5 %). The actual expenditure increased by 15.0% compared to the previous year. The investment expenditure increased by 103.1%, costs of material by 6.5% and salaries decreased by 1.3%. The increased investment expenditure was affected especially by the intensive construction and equipping of facilities for the needs of national border control and the purchase of information technology and telecommunications equipment. The higher costs of material were affected by the increased travelling expenses due to higher fuel prices and a higher number of business trips related to the presidency of the EU Council.

The purchasing of materials, technical devices and equipment (vehicles, personal equipment and accessories, ammunition and gas sprays, protection equipment, etc.) was done in accordance with the annual internal financial plan of the police for 2007, which included

purchases, constructions and computerisation. A new helicopter and 336 new vehicles were purchased, 103 of which were financed from regular funds and 233 of which from the Schengen funds. Multi-purpose vehicles for the special police unit (20 were returned, 24 were accepted) and 100 white-and-blue patrol vehicles were replaced, 163 vehicles were written off. Equipment for police officers in peace operations, for police officers at national border control and police officers performing security during the Slovenian EU Council Presidency was provided.

In 2007, 26 out of 36 projects were completed in order to provide premises for work of the police units which carry out national border control. Three projects were in their closing phase, others will be completed until the end of March 2008, except for the project of providing premises for the Police Station for Compensatory Measures Nova Gorica, which will be finished by the end of 2008.

Within regular investments, additional premises for the Forensic Science Centre were arranged, new construction project for the Police Station and the Traffic Police Station Murska Sobota was finished and also construction of substitute facility for the Service Dog Handler Police Station Ljubljana and construction of the Service Dogs Training Section within the Police Academy were completed. In cooperation with RTV Slovenia, a new aerial mast was put up. The police purchased premises for the Police Station Ljubljana-Center and the Police Station for Compensatory Measures Ljubljana. Project documentation for the construction of the Police Station Ajdovščina, substitute construction of the Forensic Science Centre and common locations to solve space-related problems for the Police Directorate, the Police Station and the Traffic Police Station in Postojna and Slovenj Gradec needed to be obtained. A land purchase contract was signed in the frame work of planned land purchase to solve space-related problems of the Police Station Radlje ob Dravi. In accordance with the purchasing and construction plan for the year 2007, numerous investment and maintenance works were carried out.

In 2007, 59 (72) apartments were allocated to police employees. New apartments were not purchased, however 13 (15) were sold. The number of beds in singles' rooms fell from 881 to 782 because singles' rooms were turned into offices for police units. There were 29,201 (29,570) overnight stays in holiday facilities.

2.2.13 International cooperation

The police cooperated through information and data sharing, joint actions and other activities between Slovenia and neighbouring and other countries, they helped with the prevention of organised crime, prevention of illegal immigration, maintenance of public order and protection of important international sports events, and improved road safety.

Police representatives participated in several meetings of working groups and committees under the auspices of the EU institutions. With participation at different seminars, workshops, trainings and working meetings with the representatives of the EU institutions, they intensively prepared to take over tasks of managing these working bodies at the time of the Slovenian EU Council Presidency in the first half of 2008.

Pursuant to priority tasks of the Slovenian EU Council Presidency, the police cooperation between the countries of south- eastern Europe strengthened. The Director General of the Serbian Police and the Director General of the Macedonian Police visited Slovenia, while the Director General of the Slovenian Police visited the Director General of the Montenegrin Police. During the visits, they reached an agreement on closer cooperation in different fields of police work. Slovenian police officers also cooperated in training police members from countries of the Western Balkans. They gave advice to their Slovak colleagues, and with this they contributed to a successfully accomplished renewed evaluation of Slovakia's

preparedness for full enforcement of the *acquis communautaire*. The traditional effective cooperation between police forces from neighbouring countries and with the French and the Bavarian Police continued.

Cooperation with the directing staff of Europol increased. In 2007, the Director General of the Police met the Director of Europol four times. He also went on working visits to Croatia and France. He participated in sessions of a working group of the EU Member States police heads and he took part in multilateral meetings of senior police officials. At protocol and bilateral working meetings he met ambassadors, senior police officials and liaison officers. As a member of a delegation, he participated also in meetings at ministerial level.

The police seconded liaison officers to Croatia, to Europol and its supporting unit and to Interpol. A special form of international police cooperation was participation of police officers in numerous international civil missions, mostly in the territory of the former common state.

The police complied with commitments on the basis of multilateral treaties with which it was incorporated into regional, European and international security associations. Agreement on cross-border police cooperation with Italy was signed, while with France an agreement on cooperation in the field of inland security was signed. Two additional protocols to the agreement on police cooperation with Croatia were signed, namely the Protocol establishing joint working groups and the Protocol on joint contact service at the Obrežje border crossing point. Two Memorandums of Understanding were signed with Austria. The first one relates to the police cooperation before Slovenia's entry into the Schengen area, while the second one relates to cooperation during the 2008 UEFA European Football Championship. The trilateral agreement on establishing a centre for police cooperation between Slovenian, Hungarian, Croatian and Austrian security authorities at the border police station in Dolga vas was signed. In August 2007, the Prüm Treaty entered into force in Slovenia. Negotiations on amendments, modifications and possible terminations of agreements regarding border crossing after the Schengen Enlargement were conducted between Slovenia and neighbouring countries. The police considered an initiative by the UN Refugee Agency (UNHCR) to conclude an agreement on cooperation with the Ministry of the Interior.

2.2.14 Public relations

Efforts in public relations were focused on an improved cooperation of the police with the public. The police rearranged its web site according to the unified site image of the state bodies. They published an informative brochure for every household in Slovenia about Slovenia's entry into the Schengen area; at the time of entry, Pošta Slovenije issued a stamp on their initiative. Leaflets were made to mark the 40th anniversary of the Marine Police Koper, 40th anniversary of the Air Support Unit and the 10th anniversary of international civil missions. Presentation films on the Air Support Unit and the Police Directorate Maribor were produced as well.

The number of press conferences, short meetings and photo sessions, press releases, written and oral answers to questions of citizens and official denials of media claims has decreased a little if compared to the previous year, but the number of written and oral answers to journalists' questions has risen significantly.

The police organised media support at the time of evaluation of Slovenia's preparedness to incorporate into the Schengen Information Centre and the re-evaluation of preparedness for the full adoption of the *acquis* when exercising supervision at the airports and at the ceremony of the formal handover of the new helicopter. They organised many visits to border crossings for local and foreign reporters, where they presented the work of border police

officers, the facilities and their equipment. At the opening of police stations for compensatory measures, the work concept of these units was presented to the public.

In 2007, the police received 39 (74) requests for access to public information. 28 (40) requests were granted and 9 (9) were partially granted. One (11) request was rejected, one (11) request was forwarded to the competent authorities.

2.2.15 Specialised units

The **special unit** was involved, together with other police units, in 35 (36) operational actions and 3 (7) urgent interventions. It was engaged for several times in individual operational actions. It participated in arrests of suspects, house searches, searches for traces and objects which originate from criminal offences, protecting the transport of substantial remittances as well as in the protection of persons under police protection, protection of witnesses and persons in criminal proceedings. Workers of the anti-bomb protection were involved in 6 (0) deactivations of explosive devices, 23 (19) examinations of suspicious objects, 14 (15) visits to the sites of explosions and 48 (45) house searches and confiscations of mine-explosive devices. They also carried out 428 (391) anti-bomb examinations and rendered 31 (29) expert opinions.

The **special police unit** was involved in the protection of public gatherings, estimated as high-risk events. They were involved in the maintenance of public order at sports events, monitoring organised fan groups, security actions and other tasks. They were also involved in the protection of transportation of the Euro cash and protection of life and property at the time of natural disaster in the Železniki area. In the Slovene high mountains area, the members of mountain unit often helped in search and rescue of persons, they dealt with mountain accidents and other actions.

In 2007, 26 (29) police officers participated in 4 (7) **international peacekeeping missions**, 4 of them participated in the international civil mission The European Union Police Mission (EUPM) in Bosnia and Herzegovina, 15 of them participated in the international civil mission The United Nations Interim Administration Mission (UNMIK) and two in the OSCE mission in Serbia. 5 police officers returned from Jordan where they participated in the training of Iraqi police officers in the Jordan International Police Training Centre (JIPTC).

SUPPLEMENT: STATISTICAL DATA

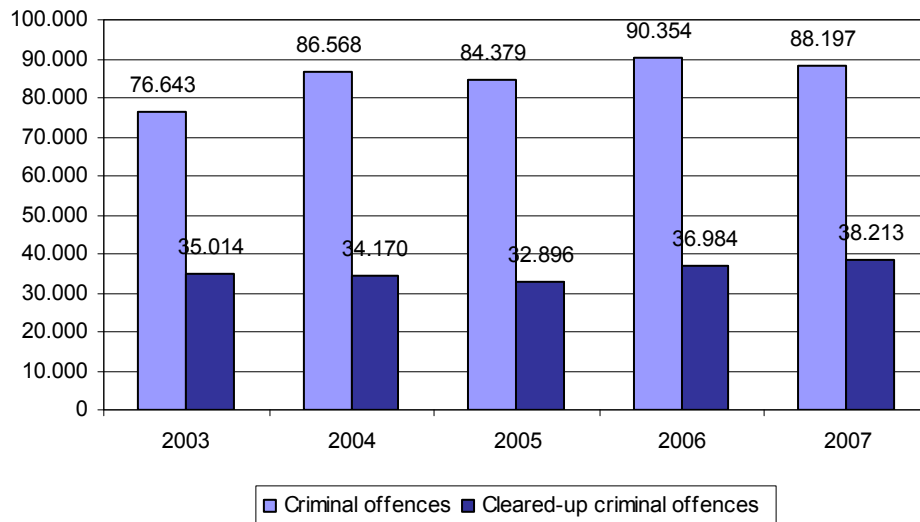
CRIME PREVENTION, DETECTION AND INVESTIGATION

*Criminal offences in connection with which the police filed complaints or reports amending such complaints**

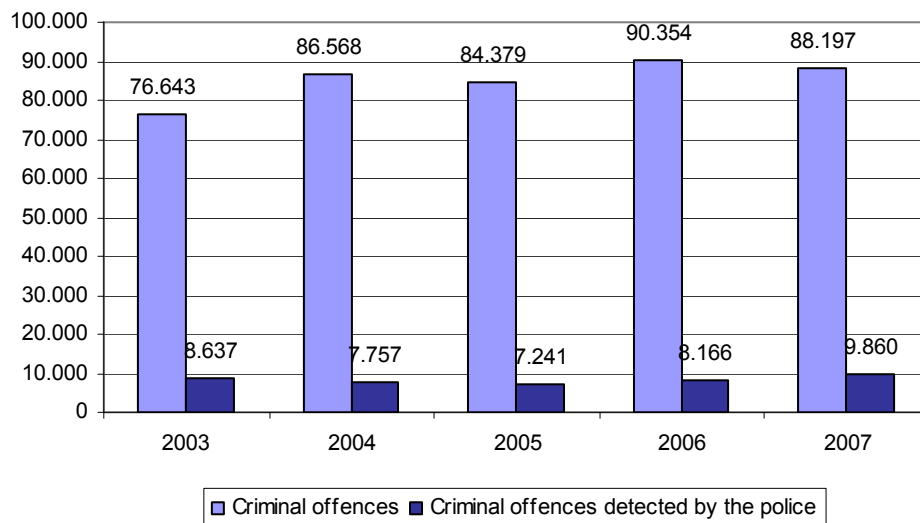
	2003	2004	2005	2006	2007
Total Criminal Offences	76.643	86.568	84.379	90.354	88.197
Of these cleared-up	35.014	34.170	32.896	36.984	38.213
Share of cleared-up (%)	45,7	39,5	39,0	40,9	43,3
Of these detected by the police	8.637	7.757	7.241	8.166	9.860
Share of cr. offences detected by the police (%)	11,3	9,0	8,6	9,0	11,2

**Figures are taken from records of reported persons and criminal offences. Figures are exclusive of criminal offences resulting in traffic accidents.*

Cleared-up criminal offences



Criminal offences detected by the police



*Criminal offences from previous periods**

Type of crime	Total Criminal Offences	Of these cleared-up	Damage (€ 1,000)
Total	4.565	3.139	48.386,9
general	3.831	2.472	6.764,0
economic	734	667	41.623,0
Organised	68	66	27,7
Juvenile	249	243	146,5

*Criminal offences - the police proceeded with the investigation launched in previous years.

Criminal offences – by police directorates

Unit	Total Criminal Offences		Rise/ Fall (%)	Of these cleared-up		Share of cleared-up criminal offences (%)		Of these detected by the police		Share of criminal offences detected by the police	
	2006	2007		2006	2007	2006	2007	2006	2007	2006	2007
PD Celje	8.422	8.005	-5,0	4.107	4.043	48,8	50,5	929	1.139	11,0	14,2
PD Koper	3.620	3.471	-4,1	1.578	1.538	43,6	44,3	563	562	15,6	16,2
PD Kranj	4.736	4.600	-2,9	2.469	2.377	52,1	51,7	669	658	14,1	14,3
PD Krško	2.258	1.938	-14,2	1.409	1.219	62,4	62,9	618	557	27,4	28,7
PD Ljubljana	46.500	45.070	-3,1	14.975	16.578	32,2	36,8	2.379	3.668	5,1	8,1
PD Maribor	12.806	14.208	10,9	5.434	6.360	42,4	44,8	982	1.350	7,7	9,5
PD M. Sobota	2.777	2.506	-9,8	1.802	1.648	64,9	65,8	543	479	19,6	19,1
PD N. Gorica	2.481	2.526	1,8	1.204	1.175	48,5	46,5	436	436	17,6	17,3
PD N. mesto	3.683	2.988	-18,9	1.934	1.665	52,5	55,7	409	454	11,1	15,2
PD Postojna	1.691	1.591	-5,9	1.126	752	66,6	47,3	310	322	18,3	20,2
PD Sl. Gradec	1.329	1.287	-3,2	899	853	67,6	66,3	287	235	21,6	18,3
GPD	51	7	...	47	5	92,2	71,4	41	-	80,4	0
Total	90.354	88.197	-2,4	36.984	38.213	40,9	43,3	8.166	9.860	9,0	11,2

Structure of suspects

	2006		2007		Rise/fall (%)
	No. of suspects	Share (%)	No. of suspects	Share (%)	
Total – by gender	17.765	100,0	17.478	100,0	-1,6
male	14.898	83,9	14.749	84,4	-1,0
female	2.867	16,1	2.729	15,6	-4,8
Total – by age	17.765	100,0	17.478	100,0	-1,6
14 to 17	1.550	8,7	1.508	8,6	-2,7
18 to 20	1.790	10,1	1.679	9,6	-6,2
21 to 30	5.279	29,7	4.987	28,5	-5,5
31 to 40	3.731	21,0	3.725	21,3	-0,2
41 to 50	3.087	17,4	3.037	17,4	-1,6
51 or more	2.312	13,0	2.535	14,5	9,6
not known	16	0,1	7	0,0	...
Total – by nationality	17.765	100,0	17.478	100,0	-1,6
Slovenia	15.730	88,5	15.478	88,6	-1,6
Serbia	104	0,6	350	2,0	236,5
Bosnia and Herzegovina	350	2,0	359	2,1	2,6
Croatia	352	2,0	272	1,6	-22,7
Macedonia	158	0,9	156	0,9	-1,3
other	1.071	6,0	863	4,9	-19,4
Legal persons	212	100,0	241	100,0	13,7

Type of crime

Type of crime	2003	2004	2005	2006	2007
Total	76.643	86.568	84.379	90.354	88.197
general	69.475	80.743	78.264	81.883	80.235
economic	7.168	5.825	6.115	8.471	7.962
Organised	388	225	397	499	293
Juvenile	3.308	3.349	2.847	2.527	2.596

Criminal offences against the person

Criminal Offence	Total Criminal Offences		Rise/ Fall (%)	Of these cleared-up		Share of cleared-up criminal offences (%)	
	2006	2007		2006	2007	2006	2007
Murder	12	24	100,0	12	19	100,0	79,2
Attempted murder	64	23	-64,1	63	23	98,4	100,0
Very serious injury	21	19	-9,5	20	19	95,2	100,0
Serious injury	245	260	6,1	212	231	86,5	88,8
Minor injury	2.165	2.203	1,8	1.931	1.975	89,2	89,7
Other	210	247	17,6	208	241	99,0	97,6
Total	2.717	2.776	2,2	2.446	2.508	90,0	90,3

Criminal offences against sexual inviolability

Type of criminal offence	Number of criminal offences		Rise/ Fall (%)	Of these cleared-up		Share of cleared-up criminal offences (%)	
	2006	2007		2006	2007	2006	2007
Rape	48	85	77,1	46	75	95,8	88,2
Attempted rape	7	12	71,4	6	9	85,7	75,0
Sexual violence	58	63	8,6	48	58	82,8	92,1
Involving abuse of official position	18	25	38,9	18	24	100,0	96,0
Assaults on minors under 15	173	203	17,3	159	192	91,9	94,6
Other	55	51	-7,3	52	51	94,5	100,0
Total	359	439	22,3	329	409	91,6	93,2

*Criminal offences against property**

Type of criminal offence	Number of criminal offences		Rise/ Fall (%)	Of these cleared-up		Share of cleared-up criminal offences (%)	
	2006	2007		2006	2007	2006	2007
Criminal damage	6.844	6.906	0,9	1.209	1.270	17,7	18,4
Theft – total**	51.300	48.392	-5,7	8.153	8.781	15,9	18,1
break-in	18.107	17.891	-1,2	2.653	3.887	14,7	21,7
snatching	702	657	-6,4	216	215	30,8	32,7
vehicle theft	852	839	-1,5	94	87	11,0	10,4
other	31.639	29.005	-8,3	5.190	4.592	16,4	15,8
Robbery	521	445	-14,6	194	201	37,2	45,2
Theft with element of robbery	107	87	-18,7	58	46	54,2	52,9
Embezzlement	1.631	1.615	-1,0	881	936	54,0	58,0
Classic fraud	3.081	3.541	14,9	2.850	3.308	92,5	93,4
Arson	76	88	15,8	29	26	38,2	29,5
Other	1.718	1.532	-10,8	1.473	1.324	85,7	86,4
Total	65.278	62.606	-4,1	14.847	15.892	22,7	25,4

* Criminal offences against property, exclusive of same-type economic criminal offences.

** Criminal offences under Articles 211 and 212. of the Penal Code.

Juvenile crime

Type of criminal offence	Number of criminal offences	
	2006	2007
Murder	5	-
Minor injury	154	166
Serious injury	16	21
Rape	4	-
Sexual violence	1	3
Sexual assault on minors under 15	18	33
Display and production of pornographic material	-	5
Illegal production of and trade in drugs	61	48
Enabling drug use	23	22
Theft	748	726
Grand larceny	530	401
Robbery	83	86
Fraud	67	35
Extortion	88	71
Other	729	979
Total	2.527	2.596

Economic criminal offences

Type of criminal offence	Number of criminal offences		Rise/fall (%)	Damage (€ 1,000)		Rise/fall (%)
	2006	2007		2006	2007	
Fraud	1.452	958	-34,0	11.213,6	5.850,5	-47,8
Usury	17	39	...	276,1	196,1	-29,0
False bankruptcy	2	1	...	9,7	-	...
Causing bankruptcy by undutiful management	4	5	...	469,8	5.165,7	999,5
Business fraud	1.412	993	-29,7	27.896,2	10.131,7	-63,7
Forgery or destruction of business documents	529	976	84,5	829,7	78,8	-90,5
Abuse of office and official powers	175	231	32,0	17.593,5	47.817,1	171,8
Misappropriation	1.000	986	-1,4	5.878,5	6.594,7	12,2
Money laundering	5	3	...	-	450,0	...
Payment with uncovered cheques and credit card frauds	2.625	2.110	-19,6	554,7	406,5	-26,7
Avoidance of payment of financial liabilities	194	213	9,8	14.157,4	9.897,9	-30,1
Other	1.056	1.447	37,0	8.150,7	20.185,8	147,7
Total	8.471	7.962	-6,0	87.030,1	106.774,8	22,7

Organised crime

Type of criminal offence	Number of criminal offences	
	2006	2007
Illegal crossing of the state border or state territory	85	42
Money counterfeiting	2	8
Illegal production of and trade in weapons or explosives	22	1
Abuse of prostitution	8	-
Illegal production of and trade in drugs	236	145
Enabling drug use	6	2
Theft	10	1
Grand larceny	24	17
Robbery	6	5
Fraud	4	1
Extortion	11	18
Other	85	53
Total	499	293

Other types of crime

Type of criminal offence		Number of criminal offences		Rise/Fall (%)	No. of suspects		Rise/fall (%)
		2006	2007		2006	2007	
Computer crime	Unauthorised entry into an information system	24	88	...	10	69	...
	Break-in into an IS	6	4	...	2	4	...
	Unauthorised use of copyrighted work	6	7	...	5	6	...
	Production and acquisition of utensils for break-in or unauthorised entry into an IS	2	13	...	2	17	...
	Total	38	112	...	19	96	...
Abuse of illegal drugs	Illegal production of and trade in drugs	1.590	1.429	-10,1	1.900	1.600	-15,8
	Enabling drug use	204	183	-10,3	202	183	-9,4
	Total	1.794	1.612	-10,1	2.102	1.783	-15,2
Illegal production of and trade in weapons or explosives		216	129	-40,3	262	137	-47,7
Illegal crossing of the state border or state territory		348	195	-44,0	568	296	-47,9
Money counterfeiting		1.823	2.110	15,7	218	231	6,0
Abuse of prostitution and trafficking in human beings	Abuse of prostitution	18	4	-77,8	65	7	-89,2
	Enslavement	-	5	...	-	6	...
	Trafficking in human beings	3	2	-33,3	11	2	-81,8
	Total	21	11	-47,6	76	15	-80,3
Corruption offences	Violation of voters' free will	-	1	...	-	1	...
	Unlawful acceptance of gifts	-	1	...	-	2	...
	Acceptance of bribe	17	4	...	18	2	...
	Giving of bribe	18	7	...	22	8	...
	Acceptance of gifts for illegal intermediation	5	4	...	5	5	0
	Giving of gifts for illegal intermediation	4	2	...	4	2	...
Total	44	19	-56,8	49	20	-59,2	
Smuggling		28	31	10,7	64	47	-26,6
Other forms of endangerment of public safety	Extortion	403	375	-6,9	473	483	2,1
	Endangerment of safety	3.376	3.638	7,8	3.356	3.646	8,6
	Causing public danger	284	282	-0,7	228	239	4,8
	Kidnapping	6	9	...	13	13	...
	Unlawful detention	71	81	14,1	92	109	18,5
Total	4.140	4.385	5,9	4.162	4.490	7,9	

Confiscated illegal drugs

Type of confiscated illegal drug	Measurement unit	2006	2007
Amphetamine	(g)	3.411,2	994,2
	(ml)	-	18,7
Benzodiazepines	(tbl)	201,0	1.070,5
	(g)	2,0	0,2
Ecstasy	(tbl)	1.203,5	1.241,5
	(g)	818,8	18,5
Heroin	(tbl)	2.950,0	1.246,4
	(g)	182.293,3	60.493,3
Cocaine	(ml)	258,8	154,0
	(g)	4.677,5	42.044,6
Cannabis - plant	(ml)	2,1	1,5
	(g)	69,2	0,1
Cannabis - plant (marijuana)	(pcs)	2.557,2	9.278,2
	(g)	552.976,5	151.727,7
Cannabis – resin (hashish)	(g)	4.339,7	685,0
Methamphetamine	(g)	19,5	29,8
	(tbl)	37,0	203,7
Methadone	(g)	119,7	1,2
	(ml)	2.532,0	1.747,3
	(tbl)	133,0	5,0

Investigative and other measures taken during investigations of criminal offences

	2006	2007	Rise/fall (%)
Number of visits to the crime scene	26.967	24.839	-7,9
Number of house searches	1.771	1.587	-11,1
Number of personal searches	223	208	-7,1
Number of item confiscations	11.979	11.924	-0,6
Number of police interrogations	448	443	-1,3
Number of covert investigation measures	616	606	-1,6
Number of persons against whom covert investigation measures were used	301	318	5,6

PUBLIC ORDER AND OVERALL SAFETY OF PEOPLE AND PROPERTY

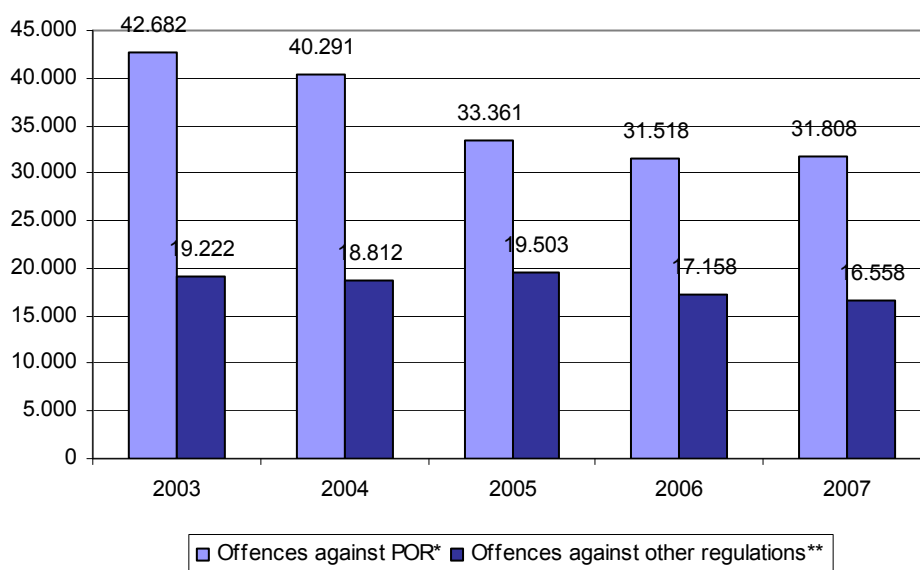
Offences against public order regulations

	2003	2004	2005	2006 *	2007
Offences against Public Order Act*	42.682	40.291	33.361	31.518	31.808
Offences against other regulations**	19.222	18.812	19.503	17.158	16.558
Total	61.904	59.103	52.864	48.676	48.366

* Figures include offences against the Public Order Act and Protection of Public Order Act that entered into force on 21 July 2006.

** Exclusive of offences against road transport regulations.

Offences against public order regulations



* Figures include offences against the Public Order Act and Protection of Public Order Act that entered into force on 21 July 2006.

** Exclusive of offences against road transport regulations.

Offences against public order regulations – by police directorates

Unit	Number of offences against Public Order Act*		Rise/Fall (%)	Number of offences against other regulations**		Rise/Fall (%)	Total		Rise/fall (%)
	2006	2007		2006	2007		2006	2007	
PD Celje	4.145	3.340	-19,4	1.274	1.117	-12,3	5.419	4.457	-17,8
PD Koper	1.753	2.043	16,5	1.700	1.408	-17,2	3.453	3.451	-0,1
PD Kranj	2.622	2.896	10,5	951	1.088	14,4	3.573	3.984	11,5
PD Krško	1.095	1.168	6,7	1.860	1.195	-35,8	2.955	2.363	-20,0
PD Ljubljana	9.528	9.317	-2,2	4.944	4.601	-6,9	14.472	13.918	-3,8
PD Maribor	5.358	5.891	9,9	2.452	2.644	7,8	7.810	8.535	9,3
PD Murska Sobota	2.300	2.384	3,7	882	1.138	29,0	3.182	3.522	10,7
PD Nova Gorica	1.337	1.463	9,4	785	885	12,7	2.122	2.348	10,7
PD Novo mesto	1.604	1.531	-4,6	754	765	1,5	2.358	2.296	-2,6
PD Postojna	528	630	19,3	1.240	1.350	8,9	1.768	1.980	12,0
PD Slovenj Gradec	1.234	1.120	-9,2	311	362	16,4	1.545	1.482	-4,1
GPD	14	25	...	5	5	...	19	30	...
Total	31.518	31.808	0,9	17.158	16.558	-3,5	48.676	48.366	-0,6

* Figures include offences against the Public Order Act and Protection of Public Order Act that entered into force on 21 July 2006.

** Exclusive of offences against road transport regulations.

Persons suspected of having committed an offence against public order reported by the police

	Number of offenders	
	2006	2007
Gender		
male	33.667	30.803
female	5.638	4.758
not known*	4.417	6.346
Age		
14 to 17	2.242	1.928
18 to 24	10.768	9.385
25 to 34	9.818	9.209
35 to 44	7.112	6.310
45 to 54	5.565	5.078
55 to 64	2.421	2.472
65 or more	1.375	1.172
not known*	4.421	6.353
Nationality		
Slovenian	32.606	29.469
foreign	6.654	6.059
not known*	4.462	6.379
Legal persons	442	507

** Under the General Offences Act, no personal information shall be kept of persons warned since 1 January 2005.*

*Offences against Public Order Act**

Offence	No. of offences	
	2006	2007
Provocation or encouragement to brawling (6/1 POA-1)	1.723	4.441
Altercation, shouting or incorrect conduct (7/1 POA-1)	2.787	6.177
Incorrect conduct toward officials (7/2 POA-1)	1.505	3.690
Domestic violence (in relation to 6/1 and 6/3 POA -1) (6/4 POA-1)	2.415	5.120
Disturbance of night-time peace by making noise (8/1 POA-1)	377	940
Making noise with acoustic devices (8/2 POA-1)	741	1.646
Non-compliance with an order issued by an official (22/1 POA-1)	900	2.766
Sleeping in public places (10 POA-1)	205	425
Other offences (POA and POA-1)	20.865	6.603
Total	31.518	31.808

** Figures include offences against the Public Order Act and Protection of Public Order Act-1 that entered into force on 21 July 2006.*

Offences against other public order regulations

Regulations	No. of offences		Rise/fall (%)
	2006	2007	
Aliens Act	5.650	4.378	-22,5
Manufacture and Trafficking of Illicit Drugs Act	2.926	3.053	4,3
National Border Control Act	1.939	1.864	-3,9
Personal Identity Card Act	1.624	1.289	-20,6
Animal Protection Act	1.102	1.085	-1,5
Registration of Residence Act	711	1.029	44,7
Public Gatherings Act	764	913	19,5
Act Restricting the Use of Alcohol	749	882	17,8
Firearms Act	695	842	21,2
Personal Name Act	122	167	36,9
Private Protection and Obligatory Organization of Security Services Act	99	80	-19,2
Other regulations	777	976	25,6
Total	17.158	16.558	-3,5

Confiscated and found arms

Type of arms	Measur ement unit	Confiscated arms*		Found arms	
		2006	2007	2006	2007
Compressed gas arms	pcs	58	61	8	6
Edged weapons	pcs	362	539	4	52
Hunting arms	pcs	121	98	-	6
Air arms	pcs	25	30	2	1
Pistols	pcs	179	137	7	14
Rifles	pcs	81	51	23	14
Other arms	pcs	44	24	-	2
Parts of arms	pcs	128	89	15	5
Bombs	pcs	10	18	42	31
Ball ammunition	pcs	14.947	15.177	4.538	3.243
Hunting ammunition	pcs	2.688	8.730	298	519
Gas ammunition	pcs	150	617	11	14
Blank ammunition	pcs	374	379	-	-
Explosive	g	25.823	10.036	400	5.251
Igniting fuses	pcs	7	31	84	-
Ignition cord	m	12	38	220	24
Mines	pcs	6	12	142	201

* Number of confiscated arms due to an underlying criminal or general offence.

Offences of public order and procedures conducted by the police under the General Offences Act

Procedures	Number of offences against Public Order Act*		Number of offences against Aliens Act		No. of offences against National Border Control Act		No. of offences against other public order regulations**		Total	
	2006	2007	2006	2007	2006	2007	2006	2007	2006	2007
Warning	1.343	3.240	1.851	1.946	827	789	1.144	1.362	5.165	7.337
Payment order	8.334	14.283	3.110	3.408	2.318	2.110	270	248	14.032	20.049
Special payment order***	790	9.557	34	294	131	1.088	21	117	976	11.056
Decision on an expedited basis	1.500	1.500	826	3.827	1.851	74	378	17	4.555	5.418
Bill of indictment	19.551	3.228	3.748	841	523	317	126	120	23.948	4.506
Proposal to another minor offence authority	1	3	2.902	2.533	-	-	5	-	2.908	2.536

* Figures include offences against the Public Order Act and Protection of Public Order Act-1 that entered into force on 21 July 2006.

** Exclusive of offences against road transport regulations.

*** The special payment order and objection against a special payment order were introduced by the Act amending the General Offences Act (GOA-1D; Official Gazette of the RS, No. 115/06, 10. 11. 2006).

The payment orders, special payment orders and decisions on an expedited basis include the offences against which a request for judicial protection was made and the matter was passed on to the court.

Infringed legislation, applied judicial remedies on an expedited basis and motions tabled for compliance detention under the General Offences Act

Judicial remedy and proposal for compliance detention	Number of offences against Public Order Act*		Number of offences against Aliens Act		No. of offences against National Border Control Act		No. of offences against other public order regulations**		Total	
	2006	2007	2006	2007	2006	2007	2006	2007	2006	2007
Request for judicial protection on the basis of an issued payment order	1.408	2.177	132	35	42	36	744	634	2.326	2.882
Request for judicial protection on the basis of decision on an expedited basis	223	738	7	4	5	3	289	298	524	1.043
Objection on the basis of an issued payment order	91	2.117	1	7	5	2	6	93	103	2.219
Claim/motion for compliance detention	28	491	17	7	26	8	103	820	174	1.326

* Figures include offences against the Public Order Act and Protection of Public Order Act-1 that entered into force on 21 July 2006.

** Exclusive of offences against road transport regulations.

*** The special payment order and objection against a special payment order were introduced by the Act amending the General Offences Act (GOA-1D; Official Gazette of the RS, No. 115/06, 10. 11. 2006). With the General Offences Act-1D a possibility was raised when special payment order can be issued also in cases when the offence is discovered by the police officer alone on the basis of collected notifications and evidence (Article 57, GOA-1D) Prior to this, in such cases a decision had to be delivered.

The payment orders, special payment orders and decisions on an expedited basis include the offences against which a request for judicial protection was made and the matter was passed on to the court.

Measures taken by the police against offenders

Type of measure	2006	2007
No. of persons detained*		
up to 48 hours (Article 43/2, Police Act)**	1.905	1.222
up to 24 hours (Article 43/1, Police Act)	88	207
until sober (Article 109/2, General Offences Act-1)	2.274	2.849
detention with production (Article 110/2, General Offences Act-1)	232	84
production (Article 110/1, General Offences Act-1)	473	140
Number of searches performed:		
House	179	123
Personal	25	15
No. of ordered productions before:		
a court	6.353	6.611
the inspection authority	60	58
the administrative body	-	2
other persons entitled	228	226
Other		
unsuccessful house searches***	171	131
interventions****	41.361	40.271
prohibitions to approach	281	500

* Total persons detained, regardless of their offence (against public order regulations, road traffic regulations, etc.)

** 10. 1. 2006 the Police Act was amended to include the power of detention, so that, according to Paragraph 2, Article 43, a person that is to be handed over to foreign security authorities may be detained by the police for up to 48 hours.

*** When no objects connected with the suspected offence are found, the relevant proposal to the court to initiate proceedings is cancelled.

**** Interventions are only included when an offence was determined and a compulsory measure taken (a payment order issued, a decision on an expedited basis issued, a bill of indictment submitted, etc.)

Accidents and other events

Type of event	2006	2007
Environmental pollution and endangerment	64	44
Water accidents	8	7
Drowning	14	12
Mountain accidents	73	55
Skiing accidents*	93	69
Air accidents	37	23
Railway accidents	62	48
Suicides	484	391
Attempted suicides	315	295
Fires	1.469	1.167
Work accidents	554	464
Missing person search	108	122

**In accordance with the Safety on Ski Slopes Act, ski slope operators must report to the police only such accidents in which persons are seriously injured or killed. The number comprises also accidents on ski slopes with minor injuries which were notified to the police..*

Police assistance

Entity eligible	No. of assistances		Rise/fall (%)
	2006	2007	
Health care institutions	270	262	-3,0
Courts	115	41	-64,3
Inspection authorities	57	36	-36,8
Social work centres	8	17	...
Other	33	50	51,5
Total	483	406	-15,9

ROAD SAFETY

Offences detected during road traffic controls

Regulations	No. of offences		Rise/fall (%)
	2006	2007	
Road Traffic Safety Act	496.560	492.786	-0,8
Act on Working Time and Compulsory Rest Periods of Persons Performing Mobile Road Transport Activities, and on Recording Equipment (Tachographs) in Road Transport	4.449	4.327	-2,7
Road Transport Act	729	182	-75,0
Transport of Dangerous Goods Act	275	159	-42,2
Public Roads Act	23	31	34,8
Compulsory Motor Third-Party Liability Act	50	63	26,0
Other regulations	4	3	...
Total	502.090	497.551	-0,9

Procedures conducted by the police under the General Offences Act

Procedure	No. of offences	
	2006	2007
Warning	129.894	107.386
Payment order	285.813	325.900
Special payment order*	828	15.585
Decision on an expedited basis	27.534	1.489
Bill of indictment	57.715	47.132
Proposal to another minor offence authority	306	59

* The special payment order and objection against a special payment order were introduced by the Act amending the General Offences Act (GOA-1D; Official Gazette of the RS, No. 115/06, 10. 11. 2006). With the General Offences Act-1D a possibility was raised when special payment order can be issued also in cases when the offence is discovered by the police officer alone on the basis of collected notifications and evidence (Article 57, GOA-1D) Prior to this, in such cases a decision had to be delivered.

The payment orders, special payment orders and decisions on an expedited basis include the offences against which a request for judicial protection was made and the matter was passed on to the court.

Infringed traffic legislation, applied judicial remedies on an expedited basis and motions tabled for compliance detention under the General Offences Act

Procedure	No. of offences	
	2006	2007
Request for judicial protection on the basis of an issued payment order	14.125	13.056
Request for judicial protection on the basis of decision on an expedited basis	5.227	637
Objection on the basis of an issued payment order*	48	1.104
Claim/motion for compliance detention	10.826	2.086

* The special payment order and objection against a special payment order were introduced by the Act amending the General Offences Act (GOA-1D; Official Gazette of the RS, No. 115/06, 10. 11. 2006).

The payment orders, special payment orders and decisions on an expedited basis include the offences against which a request for judicial protection was made and the matter was passed on to the court.

Most common measures taken by the police during road traffic checks

Type of measure	2006	2007	Rise/fall (%)
Alcohol tests	323.649	384.591	18,8
positive	25.883	27.934	7,9
negative	295.406	353.591	19,7
refused	2.130	2.186	2,6
Examination (alcohol)	2.282	2.498	9,5
positive	891	870	-2,4
negative	655	804	22,7
refused	647	735	13,6
Examination (drugs)	1.586	1.774	11,9
positive	259	308	18,9
negative	322	355	10,2
refused	961	1.066	10,9
Detention until sober	371	431	16,2
Temporary confiscation of driving licence	20.227	22.189	9,7
Bringing before a general offences department of a local court	312	222	-28,8

Traffic accidents and consequences

Year	Traffic accidents				Consequences		
	Total	Fatal accidents	Injury accidents	Material damage accidents	Casualties	Seriously injured	Slightly injured
2003	41.173	220	11.456	29.497	242	1.393	15.310
2004	43.004	254	12.467	30.283	274	1.391	17.332
2005	31.094	230	10.079	20.785	259	1.266	13.048
2006	31.569	233	10.990	20.346	262	1.220	14.855
2007	30.400	263	11.151	18.986	293	1.263	14.774
Rise/fall 2006/2007 (%)	-3,7	12,9	1,5	-6,7	11,8	3,5	-0,5

Traffic accidents and consequences – by police directorates

Area	Year	Traffic accidents				Consequences		
		Total	Fatal accidents	Injury accidents	Material damage accidents	Casualties	Seriously injured	Slightly injured
PD Celje	2006	3.955	27	1.607	2.321	27	185	2.280
	2007	3.937	41	1.649	2.247	41	153	2.248
PD Koper	2006	1.672	21	466	1.185	23	92	579
	2007	1.692	14	409	1.269	15	100	423
PD Kranj	2006	2.096	15	714	1.367	18	129	847
	2007	2.124	24	647	1.453	28	108	746
PD Krško	2006	774	7	235	532	7	40	274
	2007	758	6	260	492	6	40	289
PD Ljubljana	2006	8.640	61	2.935	5.644	69	309	3.985
	2007	8.404	64	3.260	5.080	74	397	4.291
PD Maribor	2006	8.197	37	2.996	5.164	45	174	4.386
	2007	7.587	44	2.812	4.731	51	185	4.107
PD Murska Sobota	2006	1.893	22	499	1.372	23	65	612
	2007	1.686	24	522	1.140	28	79	616
PD Nova Gorica	2006	1.237	15	409	813	19	85	443
	2007	1.271	7	411	853	7	63	460
PD Novo mesto	2006	1.574	14	505	1.055	16	59	626
	2007	1.477	19	560	898	19	74	737
PD Postojna	2006	652	8	236	408	9	40	283
	2007	627	12	246	369	15	30	327
PD Slovenj Gradec	2006	879	6	388	485	6	42	540
	2007	837	8	375	454	9	34	530
Total	2006	31.569	233	10.990	20.346	262	1.220	14.855
	2007	30.400	263	11.151	18.986	293	1.263	14.774

Inebriated persons responsible for road accidents, and average alcohol concentration

Accidents	Total persons responsible		Inebriated persons responsible		Share of inebriated persons responsible (%)		Average alcohol concentration (g/kg)	
	2006	2007	2006	2007	2006	2007	2006	2007
Fatal accident	241	271	90	104	37,3	38,4	1,58	1,63
Injury accident	10.598	10.638	1.449	1.419	13,7	13,3	1,46	1,50
Accident with damage to property	18.962	16.785	1.942	1.817	10,2	10,8	1,52	1,55
Total	29.801	27.694	3.481	3.340	11,7	12,1	1,50	1,53

Consequences of traffic accidents – by causes

Cause	Casualties		Seriously injured		Slightly injured	
	2006	2007	2006	2007	2006	2007
Excessive speed in regard to conditions	111	126	433	473	3.942	3.765
Wrong course or way	55	90	269	274	2.128	2.219
Failing to give way	39	39	245	235	3.461	3.381
Overtaking without care	23	12	65	71	555	506
Manoeuvring without care	8	5	51	52	974	925
Unsuitable safety distance	1	-	11	20	2.664	2.765
Pedestrian misconduct	10	8	36	47	126	110

BORDER CONTROL AND SURVEILLANCE

Passengers – by type of border crossing point

Type of border crossing	No. of passengers		Rise/fall (%)
	2006	2007	
International	128.728.284	135.517.953	5,3
Interstate	6.819.933	7.004.376	2,7
Local traffic	17.977.384	17.114.996	-4,8
Total	153.525.601	159.637.325	4,0

Nationalities of aliens refused at entry

Nationality	No. of persons	
	2006	2007
Croatian	5.537	4.241
Serbian	811	1.721
Bosnian	1.803	1.462
Macedonian	1.014	801
Turkish	903	628
Albanian	828	596
Ukrainian	439	406
Moldavian	185	179
Austrian	645	156
Russian	227	154
Montenegrin	36	42
Serbian and Montenegrin	2.012	24
Other	10.667	1.360
Total	25.107	11.770

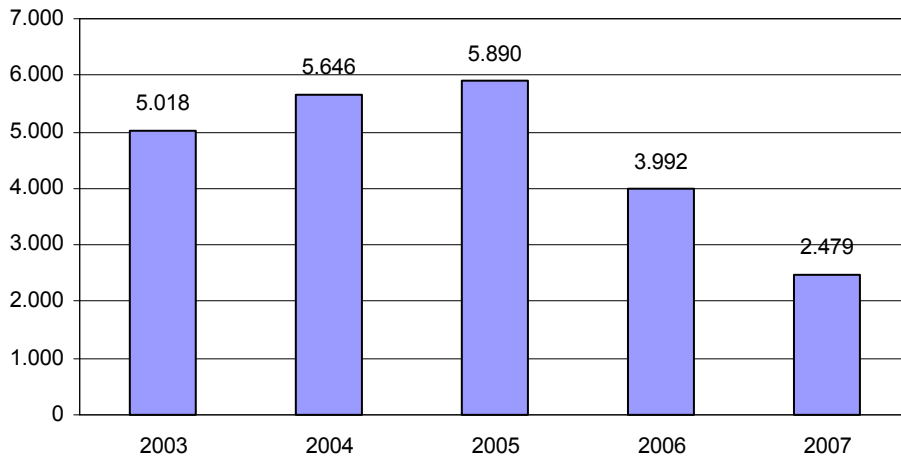
Misuses of documents at border crossings

	2006	2007	Rise/fall (%)
Forged and altered passports	194	145	-25,3
Forged and altered identity cards	50	73	46,0
Forged and altered visas	34	32	-5,9
Forged and altered work and residence permits	132	174	31,8
Forged and altered driving licences	213	256	20,2
Forged and altered stamps in travel documents	158	121	-23,4
Forged and altered certificates of registration	35	27	-22,9
Forged and altered documents	303	137	-54,8
Use of someone else's travel document	42	33	-21,4
Total	1.161	998	-14,0

Persons dealt with due to misuse of documents at border crossing points – by nationality

Nationality	No. of persons	
	2006	2007
Serbia	88	266
Croatia	85	82
Bosnia and Herzegovina	51	63
Turkey	96	60
Macedonia	78	59
Bulgaria	55	57
Romania	124	37
Slovenia	15	27
Italy	5	12
Montenegro	4	10
Serbia and Montenegro	98	7
Other	152	83
Total	851	763

Illegal border crossings



Persons dealt with due to illegal border crossings – by nationality

Nationality	No. of persons	
	2006	2007
Serbia	611	875
Albania	898	424
Macedonia	289	200
Bosnia and Herzegovina	229	200
Turkey	256	166
Croatia	194	119
Slovenia	139	74
Georgia	23	47
Pakistan	10	34
Italy	32	31
Montenegro	17	27
Serbia and Montenegro	859	9
Other	435	273
Total	3,992	2,479

Persons dealt with due to illegal residence – by nationality

Nationality	No. of persons	
	2006	2007
Bosnia and Herzegovina	90	205
Serbia	57	164
Croatia	94	111
Macedonia	40	59
Turkey	2	25
Ukraine	17	10
Montenegro	3	10
Serbia and Montenegro	113	9
Hungary	-	4
Thailand	-	4
Other	941	130
Total	1.357	731

Persons returned based on interstate agreements

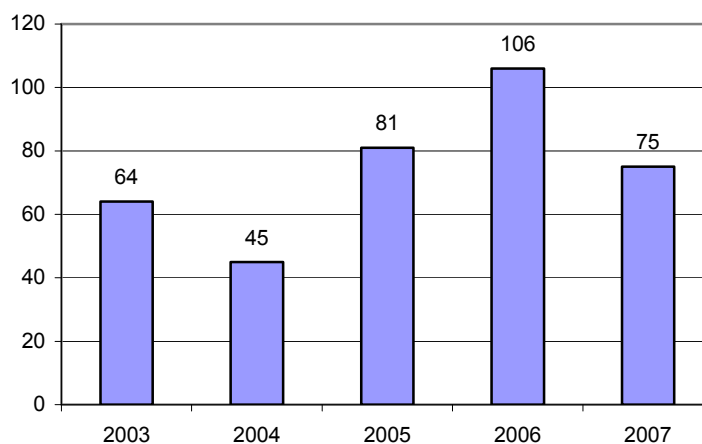


Aliens accommodated in the Aliens' Centre – by nationality

Nationality	No. of persons	
	2006	2007
Serbia	219	298
Albania	240	133
Bosnia and Herzegovina	104	80
Turkey	88	74
Macedonia	37	37
Iraq	2	16
Afghanistan	4	14
Pakistan	4	12
Montenegro	1	12
Georgia	5	11
Ukraine	20	10
Moldova	34	9
India	1	9
Egypt	-	7
Russia	10	6
China	1	4
Romania	18	3
Bulgaria	6	3
Serbia and Montenegro	270	-
Other	53	43
Total	1.117	781

PROTECTION OF CERTAIN PERSONS AND FACILITIES

Protection of foreign persons



Activities undertaken in the field of protection of certain persons and facilities

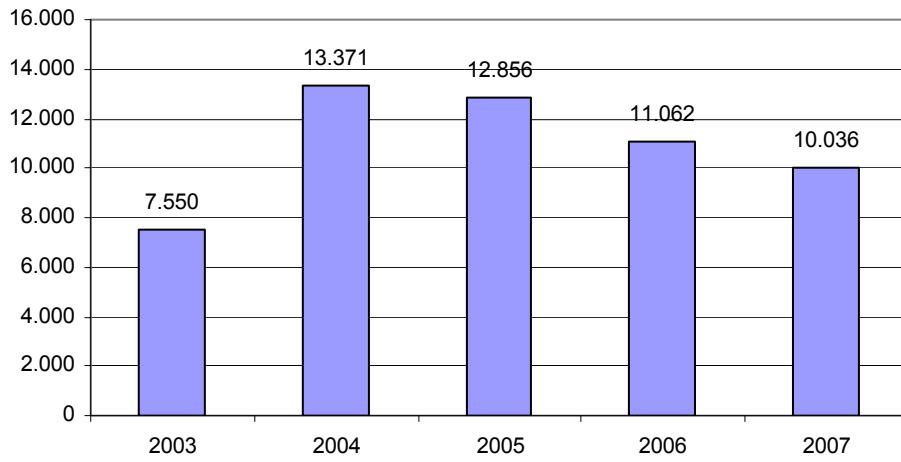
	2006	2007
No. of up-to date risk assessments	296	320
Protections of domestic protected persons whilst abroad	192	210
Protections of foreign protected persons whilst in Slovenia*	106	75
Protections within operational actions (very difficult operations)	3	6
Protections of presentations of credentials	30	17
Anonymous and other letters sent to protected persons dealt with	23	47
of these letters written by anonymous authors (%)	70,0	74,5
of these threatening or insulting letters (%)	26,0	27,6
Interventions after the triggering off of a signalling device in a protected facility**	164	156
Additional security measures in facilities housing national bodies (during meetings, receptions, press conferences)	1.309	1.105
Protections of receptions given by diplomatic missions and consular posts	25	32
Additional protection measures due to demonstrations near diplomatic missions and consular posts	32	15

* Figures include protections of protocol venues during visits of foreign protected persons in Slovenia.

** Figures include also interventions due to triggering off of a signalling device in police facilities.

COMMUNITY-ORIENTED POLICE WORK

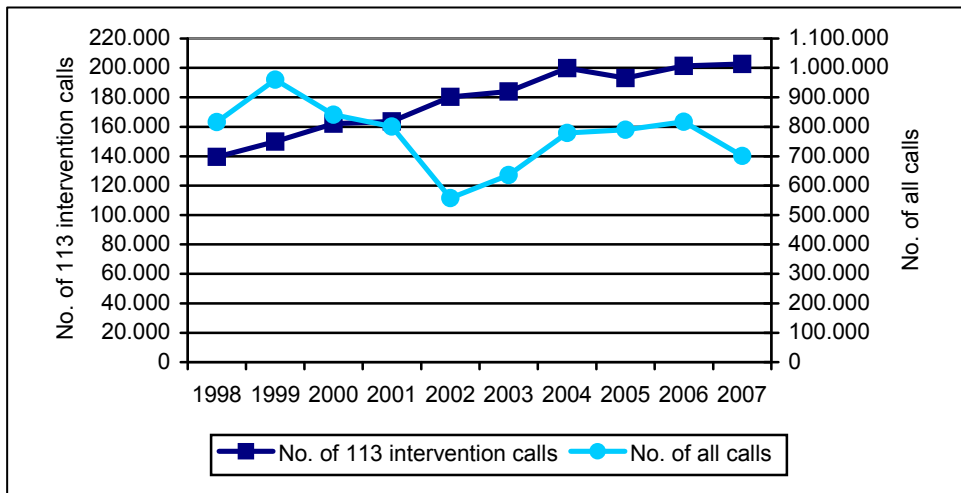
*Prevention activities carried out**



* Notes on prevention activities (consulting bodies and police station, education of children and adults, preventive projects, lectures etc.).

OPERATIONS AND COMMUNICATIONS

All 113 and intervention calls



All 113 calls and intervention calls – by police directorates

Unit	All calls		Intervention calls	
	2006	2007	2006	2007
PD Celje	63.792	75.403	15.059	14.766
PD Koper	59.693	51.467	11.255	10.211
PD Kranj	86.581	45.697	9.029	10.767
PD Krško	18.696	19.011	4.994	5.344
PD Ljubljana	231.972	223.838	80.748	77.934
PD Maribor	215.562	120.481	42.559	41.878
PD Murska Sobota	35.251	42.916	10.890	10.718
PD Nova Gorica	29.430	33.128	7.297	8.251
PD Novo mesto	35.105	43.758	7.536	9.536
PD Postojna	21.817	21.222	5.728	6.846
PD Slovenj Gradec	18.614	23.430	6.148	6.420
Total	816.513	700.351	201.243	202.671
Share of total (%)	100,0	100,0	24,7	28,9

Average response time of police patrols – by police directorates

Unit	All intervention calls (mm:ss)		Emergency intervention calls (mm:ss)	
	2006	2007	2006	2007
PD Celje	16:30	16:13	9:46	11:24
PD Koper	16:11	15:28	9:18	10:12
PD Kranj	19:30	19:29	13:35	13:27
PD Krško	17:39	18:52	11:11	10:48
PD Ljubljana	25:07	23:55	13:59	12:19
PD Maribor	24:42	21:28	17:08	15:21
PD Murska Sobota	17:57	17:54	10:15	11:26
PD Nova Gorica	16:03	16:58	12:28	11:52
PD Novo mesto	20:03	17:38	7:48	7:56
PD Postojna	17:24	16:43	10:50	9:34
PD Slovenj Gradec	12:19	12:08	8:33	8:48
Slovenia	21:58	20:41	13:22	12:22

Arrest and search warrants and announcements

	2006	2007
Arrest warrants	945	1.590
search by the court due to avoidance of duty	872	1.539
before sentencing	3	1
escape from prison	26	19
escapes from the correction centre in Radeče	19	13
international arrest warrants	25	18
Search warrants	935	1.373
due to criminal offences	443	591
escapes of minors from a juvenile institution	174	162
escapes of children and minors from home	100	235
missing persons (adults)	218	377
Announcements	4	8
Total	1.884	2.963

FORENSIC EXAMINATIONS AND TECHNICAL SUPPORT

Requests for investigations

Laboratory	No. of requests		Rise/fall (%)
	2006	2007	
Physical	642	742	15,6
Chemistry	1.076	1.142	6,1
Biological	2.160	2.224	3,0
Documents and handwriting	1.403	2.847	102,9
Dactyloscopy	806	924	14,6
Total	6.087	7.879	29,4

Most common trace investigation

Type of trace	No. of investigations		Rise/fall (%)
	2006	2007	
Footprints	210	677	222,4
Fingerprints	1.057	1.274	20,5
Illegal drugs	859	881	2,6
Fires, explosions	90	133	47,8
Water pollution	16	10	-37,5
Paint, varnish	79	56	-29,1
Suspicious documents	96	80	-16,7
Handwriting	83	73	-12,0
Money	1.175	2.673	127,5
Firearms	230	233	1,3
Tools	261	296	13,4
Bulbs, wheels	26	52	100,0
Soil, glass	47	52	10,6
Biological evidence	2.208	2.866	29,8
Textile fibres	76	89	17,1

SUPERVISION

General, expert and repeat supervisions of work of police units

Internal units of GPD	Supervisions of own internal units conducted by GPD		PD	Supervisions of police directorates conducted by GPD			Supervisions of own internal units conducted by police directorates		Supervisions of police stations conducted by police directorates		
	Expert	Repeat		General	Expert	Repeat	Expert	Repeat	General	Expert	Repeat
SDGP	7	3	CE	-	3	-	-	-	3	19	2
UPD	-	-	KP	-	2	1	-	-	1	13	1
CIPD	-	-	KR	-	6	-	2	-	2	17	1
FIC	-	-	KK	-	2	-	-	-	1	6	-
SPO	-	-	LJ	-	4	-	3	-	3	53	1
OCC	-	-	MB	-	4	-	-	-	3	15	4
SU	-	-	MS	1	2	-	3	-	2	8	-
PA	-	-	NG	-	1	1	3	1	1	20	8
OPO	-	-	NM	-	4	-	1	-	1	21	2
ITO	-	-	PO	1	-	1	-	-	1	25	2
LO	-	-	SG	-	2	1	1	-	-	33	2
Total	7	3	Total	2	30	4	13	1	18	230	23

EXERCISING OF POWERS BY AND THREATS TO POLICE OFFICERS

Persons whose identity was established by the police

Legal basis	No. of persons		Rise/fall (%)
	2006	2007	
Police Act	84.266	71.957	-14,1
National Border Control Act	12.023	14.818	23,2

Persons brought before the court to be processed for a criminal or general offence

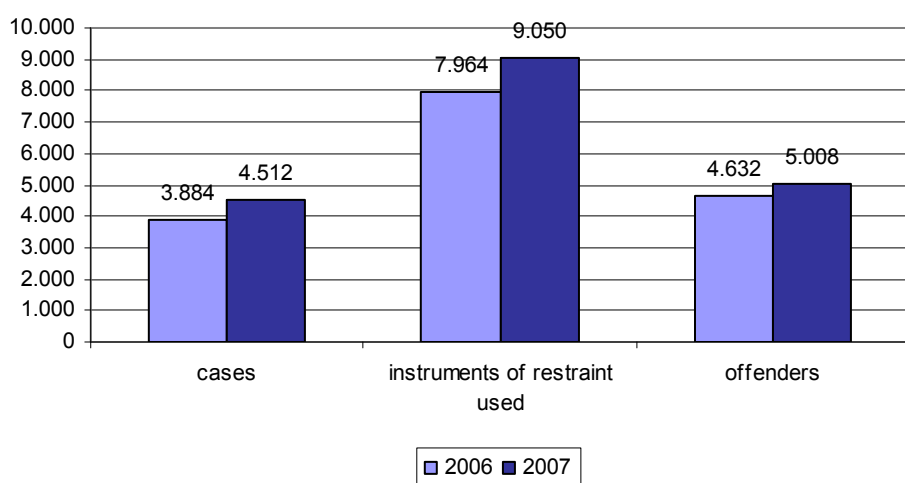
	No. of persons		Rise/fall (%)
	2006	2007	
Persons facing criminal charges	38	45	18,4
Persons facing minor offence charges	785	362	-53,9
Total	823	407	-50,5

Persons detained under the Police Act (ZPol), General Offences Act (ZP) and Criminal Procedure Act (ZKP)

Duration of detention	No. of persons		Rise/fall (%)
	2006	2007	
up to 24 hours (Article 43/1 of ZPol)	88	207	135,2
up to 48 hours (Article 43/2 of ZPol)*	1.905	1.222	-35,9
up to 12 hours (Article 109/2 of ZP-1)	2.274	2.849	25,3
up to 12 hours (Article 110/2 of ZP-1)	232	84	-63,8
up to 6 hours (Article 157/2 of ZKP)	1.768	1.531	-13,4
up to 48 hours (Article 157/2 of ZKP)	1.758	1.668	-5,1
Total	8.025	7.561	-5,8

* 10. 1. 2006 the Police Act was amended to include the power of detention, so that, according to Paragraph 2, Article 43, a person that is to be handed over to foreign security authorities may be detained by the police for up to 48 hours.

Use of instruments of restraint



* Offenders are persons against whom instruments of restraint were used.

Use of instruments of restraint and warning shots

Type of instrument of restraint	2006	2007
Instruments of constraint	4.143	4.576
Gas spray	107	99
Physical force	3.548	4.235
Baton	106	79
Gas and other instruments of incapacitation	-	-
Water cannon	-	-
Mounted police unit	-	-
Special motor vehicles	-	-
Police service dog	42	33
Means for halting vehicles by force	15	18
Firearms	-	2
Warning shot	3	8
Total	7.964	9.050

Consequences of use of instruments of restraint

	Police officers		Offenders*	
	2006	2007	2006	2007
Visible signs**	31	36	309	401
Minor injury	89	93	65	63
Serious injury	1	2	2	2
Death	-	-	-	1
Total	121	131	376	467

* Persons against whom instruments of restraint were used by police officers.

** Scratch, abrasion and other damage on skin surface.

Threats to police officers

Threat level	No. of threats	
	2006	2007
Low	38	66
Medium	4	7
High	6	5
Total	48	78

Criminal offences related to attacks on police officers

	2006	2007	Rise/fall (%)
Criminal offence (Articles 302, 303, 304 and 305 of the Penal Code)	208	208	0,0
Police officers attacked	306	305	-0,3

COMPLAINTS AGAINST THE POLICE

Complaints against police officers

	2006	2007	Rise/fall (%)
Complaints received	660	675	2,3
unresolved	81	88	8,6
resolved	579	587	1,4
Dealt with by heads of organisational units	351	306	-12,8
resolved	215	199	-7,4
unresolved	136	107	-21,3
share of not resolved (%)	38,7	35,0	...
in accordance with regulations	309	274	-11,3
not in accordance with regulations	30	26	-13,3
share of practice not in accordance with reg. (%)	8,8	8,7	...
not known	12	6	...
Complaints rejected	44	31	-29,5
Complaints terminated in advance	122	179	46,7
Dealt with by the senate	198	178	-10,1
not resolved	136	107	-21,3
suspected criminal offence	62	71	14,5
substantiated	21	33	57,1
not substantiated	174	135	-22,4
Share of substantiated (%)	10,8	19,6	...
not known	3	10	...

INTERNAL INVESTIGATIONS

Criminal offences allegedly committed by police officers

Criminal offences against... (by chapters of the Penal Code)	Criminal complaint or report (148/9 of the CPA)		Report (148/10 of the CPA)	
	2006	2007*	2006	2007*
the person	2	3	10	6
human rights and freedoms	10	11	53	43
voting rights and elections	-	-	-	-
honour and reputation	1	-	5	2
sexual inviolability	2	1	1	-
public health	1	1	1	-
marriage, family and youth	-	1	-	1
employment and social security	-	-	1	1
property criminal offences	11	12	19	19
economic criminal offences	5	-	1	-
legal transactions	3	2	2	6
done in official duty	33	21	180	186
the administration of justice	-	2	3	1
public order	11	5	3	2
overall safety of people and property	1	1	3	1
Total	80	60	282	268

* On 1 November 2007, investigation of criminal offences was taken over by a specialised organisation unit in the group of state prosecutors for prosecution of organised crime; due to this, data on criminal offences dealt with by the police refer only to the first 10 months of 2007.

PERSONNEL AND ORGANISATION

Posts classified and occupied

Year	Posts classified				Posts occupied			
	Uniformed police posts	Non-uniformed police posts	Civilian posts	Total	Uniformed police posts	Non-uniformed police posts	Civilian posts	Total
2003	6.716	1.702	1.529	9.947	5.946	1.580	1.548	9.074
2004	7.088	1.764	1.579	10.431	6.024	1.594	2.012	9.630
2005	7.083	1.772	1.568	10.423	6.281	1.600	1.547	9.428
2006	7.074	1.770	1.562	10.406	6.284	1.573	1.533	9.390
2007	7.090	1.797	1.525	10.412	6.377	1.594	1.519	9.490

Posts classified and occupied – by organisational units

Unit	Posts classified				Posts occupied			
	Uniformed police posts	Non-uniformed police posts	Civilian posts	Total	Uniformed police posts	Non-uniformed police posts	Civilian posts	Total
DGP - management	7	6	2	15	6	6	2	14
SDGP	-	40	5	45	-	36	8	44
UPD	311	-	33	344	249	-	37	286
CIPD	-	194	10	204	-	164	15	179
FIC	-	60	4	64	-	53	9	62
SPO	84	211	17	312	55	185	16	256
OCC	22	29	9	60	21	25	9	55
SU	114	1	3	118	87	1	3	91
PA	157	4	24	185	146	3	23	172
OPO	-	37	19	56	-	31	19	50
ITO	-	154	20	174	-	135	23	158
LO	-	39	305	344	-	32	285	317
Total GPD	695	775	451	1.921	564	671	449	1.684
PD Celje	693	114	107	914	611	109	112	832
PD Koper	648	95	108	851	575	80	103	758
PD Kranj	377	70	92	539	338	64	87	489
PD Krško	572	49	50	671	546	41	50	637
PD Ljubljana	1.229	268	193	1.690	1.077	238	192	1.507
PD Maribor	1.048	151	183	1.382	976	139	188	1.303
PD Murska Sobota	503	62	105	670	490	57	107	654
PD Nova Gorica	236	58	82	376	212	53	80	345
PD Novo mesto	506	63	64	633	453	59	63	575
PD Postojna	433	44	46	523	388	40	47	475
PD Slovenj Gradec	150	48	44	242	147	43	41	231
Total PD	6.395	1.022	1.074	8.491	5.813	923	1.070	7.806
Total	7.090	1.797	1.525	10.412	6.377	1.594	1.519	9.490

Required education and actual education of employees

Required education	Posts classified	Employees employed according to their education					Posts occupied
		lower vocational education	upper secondary level of ed.	higher professional qualification	university degree	Masters Degree/Ph D Degree	
Lower vocational education	441	393	29	-	-	-	422
Upper secondary level of ed.	7.409	209	6.224	97	213	1	6.744
Higher professional qualification	775	11	120	383	177	-	691
University degree	1.787	3	51	112	1.381	86	1.633
Total	10.412	616	6.424	592	1.771	87	9.490

Employees by gender and age

	Uniformed police officers	Non-uniformed police officers	Civilian officers	Total
Gender male	5.596	1.347	1.182	8.125
female	781	247	337	1.365
Average age	34,3	39,4	41,8	36,3

EDUCATION AND TRAINING

Training programme for police officers for national border control

Group	Enrolment year	Persons enrolled	Persons who completed their studies	Success rate (%)
I.	2006	251	241	96,0
II.	2007	176	170	96,6
III.*	2007	147	-	-

* The group has not finished the training programme yet.

Training programme for senior police officers

Generation	Enrolment year	Persons enrolled	Persons who completed their studies	Success rate (%)
IV.	2003	33	31	93,9
V.	2004	58	55	94,8
VI.	2005	33	31	93,9
VII.*	2006	32	-	-
VIII.*	2007	32	-	-

* These two generations have not yet finished their studies.

Educational programmes and training

Area	Programmes run		Participants*		Rise/fall (%)
	2006	2007	2006	2007	
General and specific police tasks	264	601	13.996	12574	-10,2
Crime investigation	30	245	772	4834	526,2
Social and people skills	51	48	827	844	2,06
International training	49	42	257	163	-36,6
Dog handling	53	31	392	217	-44,6
Computers and IT	117	121	2.595	3873	49,2
Document handling	1	2	47	155	229,8
Health and safety at work	33	136	1.906	4773	150,4
Special unit work	16	20	436	320	-26,6
Protection of persons and facilities	11	23	333	390	17,1
Language courses	40	39	523	471	-9,9
Internal investigations and assistance to police officers	4	1	103	93	-9,7
Total	669	1.309	22.187	28.707	29,4

* Participants were from the police and other domestic and foreign institutions.

FINANCE AND MATERIAL MANAGEMENT

Police budget by budget items (in euros)

Budget item	2006			2007			Expenditure growth index 07/06
	Valid budget	Budget used	Expenditure share (%)	Valid budget	Budget used	Expenditure share (%)	
Budgetary funds (type 1)	270.122.959	269.280.592	99,7	286.805.892	284.778.538	99,3	105,8
salaries	211.942.998	211.743.528	99,9	209.287.862	208.947.795	99,8	98,7
costs of material	42.894.120	42.469.917	99,0	45.515.795	45.223.147	99,4	106,5
capital investment	15.285.841	15.067.147	98,6	32.002.234	30.607.596	95,6	203,1
Earmarked funds	68.838.971	32.866.946	47,7	64.915.403	62.584.971	96,4	190,4
pre-accession assistance – BLC A (type 3)	1.137.256	1.137.256	100,0	-	-	-	...
own activity (type 6)	2.453.130	1.992.318	81,2	2.817.979	2.371.408	84,2	119,0
insurance compensation (type 7)	195.806	14.906	7,6	432.158	31.864	7,4	213,8
rentals (type 18)	3.392.339	814.831	24,0	3.695.212	2.597.234	70,3	318,7
pre-accession assistance – Slovenian financing - BLC A (type 20)	1.719.337	1.706.635	99,3	432.775	430.846	99,6	25,2
post-accession assistance (type 28)	2.045	2.045	100,0	550.534	537.517	97,6	26.287,9
post-accession assistance – Slovenian financing (type 29)	51.410	1.227	2,4	197.379	92.303	46,8	7.523,6
donations (type 30)	765.361	495.393	64,7	34.776	13.104	37,7	2,6
donations – Slovenian financing (type 31)	42.944	42.944	100,0	-	-	-	...
EU 04-06 Schengen border (type 60)	59.079.344	26.659.393	45,1	56.754.579	56.510.695	99,6	212,0
salaries (type 60)	9.555.675	6.943.048	72,7	7.935.549	7.935.549	100,0	114,3
costs of material (type 60)	2.409.155	414.422	17,2	1.924.058	1.912.726	99,4	461,5
investments (type 60)	47.114.513	19.301.924	41,0	46.894.972	46.662.421	99,5	241,8
EU 07-13 internal policies (type 80)	-	-	-	10	0	0,0	...
Total	338.961.930	302.147.538	89,1	351.721.294	347.363.509	98,8	115,0

PUBLIC RELATIONS

Activities in the field of public relations

	2006	2007	Rise/fall (%)
Press conferences, briefings, photo sessions	316	275	-13,0
Public information and communication	4.807	4.421	-8,0
Written and oral answers to journalists' questions	4.565	7.400	62,1
Written and oral answers to citizens' questions	4.518	4.301	-4,8
Official denials of media claims	59	41	-30,5

SPECIALISED UNITS

Police orchestra

	2006	2007
Concerts in the Slovenian Philharmonic Hall/ Cankarjev dom/ Union Hall	7	2
Concerts within the 'Glasbena mladina Ljubljana' project	6	5
Other concerts in Slovenia	18	18
Concerts abroad	1	2
Performances at celebrations and other cultural events	75	100
Performances at protocol events	11	17
Commemorations and funerals	72	68
Video recordings	-	-
Audio recordings	16	6

Police officers in international civilian missions

Mission	Country	Police officers	
		2006	2007
European Union Police Mission in Bosnia and Herzegovina (EUPM)	Bosnia and Herzegovina	4	4
Office of the High Representative in Bosnia and Herzegovina (OHR)	Bosnia and Herzegovina	1	-
United Nations Interim Administration Mission in Kosovo (UNMIK)	Serbia – Kosovo	15	15
OSCE Mission in Kosovo	Serbia – Kosovo	1	-
OSCE Mission to Serbia	Serbia	2	2
OSCE Spillover Monitor Mission to Skopje	Macedonia	-	-
European Union Police Mission – PROXIMA (EUPOL – PROXIMA)	Macedonia	-	-
European Union Police Advisory Team (EUPAT)	Macedonia	1	-
Jordan International Police Training Centre (JIPTC)	Jordan	5	5
Total		29	26